



ICOMS 23
VANCOUVER

JUNE 8-11, 2023

25th International Conference
on Oral and Maxillofacial Surgery

FINAL PROGRAM



"TOGETHER TOWARDS TOMORROW"

ORGANIZED BY



**International Association of
Oral and Maxillofacial Surgeons**



CAOMS

Canadian Association of Oral
and Maxillofacial Surgeons

Our purpose

We help you and your team
restore form, function and hope to patients around the world.



Stay connected

Follow us on social media



CONTENTS

WELCOME	2
COMMITTEE	3
CONFERENCE INFORMATION	4
EXHIBITION	8
SPONSORS	9
SOCIAL EVENTS	10
OPENING CEREMONY	13
MASTERCLASSES	15
PROGRAM-AT-A-GLANCE	19
DAILY SCIENTIFIC PROGRAM	
• Thursday June 8, 2023	28
• Friday June 9, 2023	30
• Saturday June 10, 2023	33
• Sunday June 11, 2023	36
• Free Paper (Oral) Presentations	37
• Free Paper (Poster) Presentations	65

WELCOME

Heading into the 25th ICOMS 2023, the International Association of Oral and Maxillofacial Surgeons (IAOMS) and Canadian Association of Oral and Maxillofacial Surgeons (CAOMS) invite you to join us for our signature, biennial education and networking conference that brings together oral and maxillofacial surgeons, trainees and, allied health professionals from throughout the world for four days of learning about the latest in scientific research, theory and, issues related to oral and maxillofacial surgeons. The theme and focus of ICOMS 2023 is **"Together Towards Tomorrow"** an opportunity for members of our specialty to reunite in person.

The preeminent international conference in oral and maxillofacial surgery, with best-in-class lecturers from around the globe, expert symposia, poster sessions, and informal discussions, ICOMS is held in exciting destinations, with social events that capture the spirit and essence of the host city. Learn, connect & grow with colleagues from across the globe at this unique international opportunity!

An exhibition is running concurrently with the ICOMS providing a precious and unique opportunity for our industry partners to showcase their products and research while keeping abreast of the latest in oral and maxillofacial surgery. Look forward to greeting you in **Vancouver, Canada!**

Dr Alejandro Martinez
IAOMS President

Dr Ed Dore
ICOMS 2023 Chair



COMMITTEE

BOARD OF DIRECTORS

President

Alejandro Martinez, Mexico

Immediate Past President

Gabriele Millesi, Austria

Vice President

Sanjiv Nair, India

Vice President Elect

Rui Fernandes, USA

Treasurer

Brett Ferguson, USA

IAOMS Foundation Chair

Larry Nissen, USA
Chair

Alejandro Martinez, Mexico
Vice Chair

Executive Director

Mitchell Dvorak, USA

EXECUTIVE COMMITTEE (includes Board of Directors)

Members-at-Large

Nardy Casap, Israel
Alfred Lau, Hong Kong
Fred Rozema, Netherlands

Regional Representatives

Imad Elimairi, Africa
Satheesh Prabhu, Europe
Tetsu Takahashi, Asia
Leopoldo Meneses, Latin America
Ian Ross, North America
John Harrison, Oceania

Editor-in-Chief, IJOMS

Nabil Samman, Hong Kong

COMMITTEE CHAIRS

Education

G. E. Ghali, USA
Chair

Michael Markiewicz, USA
Vice Chair

NextGen

Alfred Lau, Hong Kong
Chair

Henry Garcia, Venezuela
Vice Chair

Research

Sean Edwards, USA
Chair

IBCSOMS President

Krishnamurthy Bonanthaya, India

25th ICOMS – 2023, Vancouver

Ed Dore, Canada

CONFERENCE INFORMATION

Venue

The ICOMS 2023 is held at Vancouver Convention Centre, Vancouver, Canada.

Official Language

The official language of the Conference is English.

Badges

Color-coded badges will be used during the Conference. Participants are requested to wear their badges for identification purpose and admission to the sessions, exhibition and social events. Badges will be available upon registration.

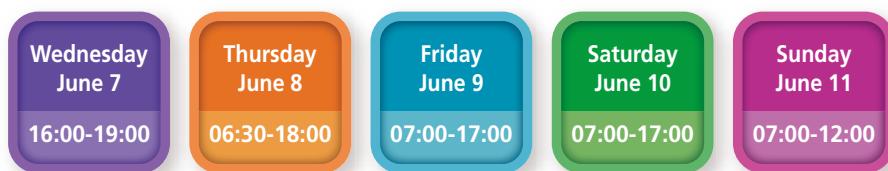
Certificate of Attendance

Certification of Attendance will be issued electronically to each participant after the Conference. Accompany persons will not be awarded any certificates.

Registration Counters

Location: Vancouver Convention Centre, East Building, Convention Level

Opening Hours are as Follows:



For onsite registration, payment has to be made through the secure online registration platform (credit card: VISA, MASTERCARD, AMERICAN EXPRESS, DISCOVER). No cash is accepted. Official receipt will be sent to the respective delegate after the Conference.

CONFERENCE INFORMATION

Registration Fees

Category	Early Bird Registration (through March. 15, 2023)	Regular Registration (March 16 - May 15, 2023)	Late/On-Site Registration (May 16 - June 11, 2023)
IAOMS Members	US\$ 1020	US\$1120	US\$1220
Non IAOMS Members	US\$1390	US\$1490	US\$1590
Trainees/Residents**	US\$560	US\$620	US\$680
Non Member Trainees/Residents**	US\$625	US\$685	US\$745
Allied Health Professionals	US\$560	US\$620	US\$680
Accompany Persons	US\$370	US\$370	US\$370

** *Trainee rates are offered to OMF trainees. Trainee verification is required and must be on record by March 1, 2023.*

Registration Entitlements

IAOMS Members, Non IAOMS Members, Trainees/Residents, Allied Health Professionals	Accompany Persons
<p>Full registration includes:</p> <ul style="list-style-type: none"> • Access to all scientific sessions and the exhibition • Daily lunches & coffee breaks (morning & afternoon) • Admission to Opening Ceremony & Welcome Reception • Access to the conference app program book <p>On top of the above listed entitlements, Trainees/Residents can also access to the Trainee Reception on June 7.</p>	<p>Full registration includes:</p> <ul style="list-style-type: none"> • Admission to Opening Ceremony & Welcome Reception • Admission to the Foodie tour at Granville Island on June 10. <p>Notes:</p> <ol style="list-style-type: none"> 1. Please assemble at ICOMS Registration Desk for tour transfer at 10:00 on June 10. 2. Change of date is not allowed.

Exhibition

In conjunction with the Conference, an exhibition featuring the latest products, equipment and educational materials in oral & maxillofacial surgery will be held at the same time. Admission to the exhibition is free for all registered participants.

Speakers Ready Room

Speakers Ready Room is located at Room 7, Meeting Level, Vancouver Convention Centre.

Opening Hours are as Follows:



Publication of Abstracts

Abstracts are published in the International Journal of Oral and Maxillofacial Surgery (IJOMS) online supplement. We will provide further notice on the available date.

Photo Taking, Audio Recording & Video Shooting

No photo taking, audio recording and video shooting are allowed in the meeting rooms for this Conference unless permission is granted.

Beeping Devices

Please switch off mobile phones and beeping devices (or switch to vibrant mode) during the lectures and presentations.

Cancellation and Refund of Registration

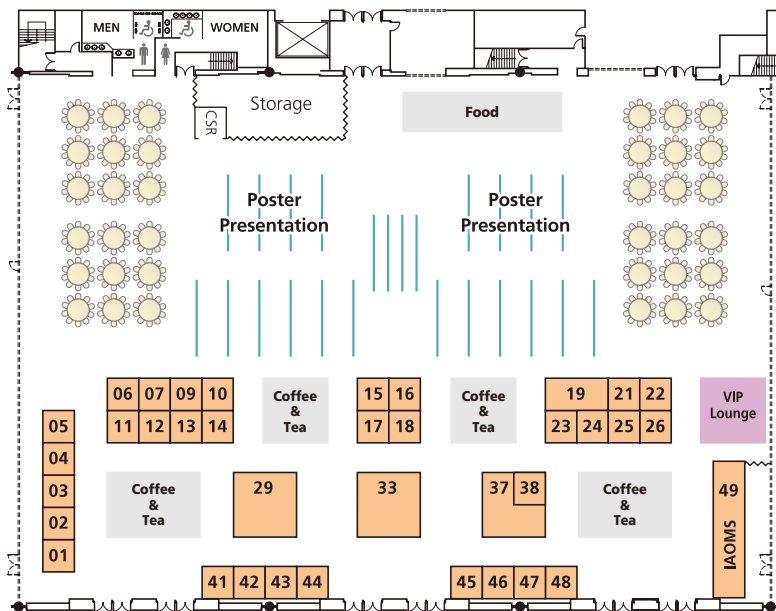
Cancellation of a registration must be received via email (reg-icoms@iaoms.org) to the Conference Office. Verbal changes or cancellation are not accepted. No refunds will be made for cancellations received after April 1, 2023. All specific programs (workshops, master classes, etc) and social events (IAOMS Foundation Lunch, Harbour Sunset Cruise, Gala Dinner, etc.) are non-refundable. Please note that no refund or discount will be made if an inclusive function or event (Opening Ceremony, Welcome Reception, etc.) within the registration fee is not taken up or is subsequently cancelled.

Insurance

Participants of the Conference are strongly advised to secure appropriate travel and health insurance. Registration fees do not provide any such insurance coverage. The Local Organizing Committee and the IAOMS are not responsible for any kind of insurance for attendees of the Conference.

Disclaimer

Whilst every attempt has been made to ensure that all aspects of the Conference announced will take place as scheduled, the Local Organizing Committee reserves the right to make last minutes changes should the need arises. Registration and attendance at, or participation in, IAOMS and IAOMS Foundation meetings and events constitutes an agreement by the participant to the use and distribution of the participants' image or voice in photographs, videotapes, electronic reproductions and audiotapes of such events and activities by IAOMS and IAOMS Foundation and other third parties, including but not limited the venue, the host city and the host CVB.



ENTRANCE

Company Name	Booth Number	Company Name	Booth Number
3dMD	46	Lyka Smith	16
ALACIBU	7	MAXONIQ	24
Anton Hipp GmbH	41	MCI Medical	48
Artfix (Enterprises)	26	Mectron s.p.a.	38
BiLumix	47	Mercy Ships	22
BioHorizons Canada	13	Nobel Biocare	3
Brainlab	23	OrthoTiN LLC	18
CAOMS	5	Osstem Implant	42
Carestream Dental	4	osteobionix	2
Dental Canada - INSTRUMENTATION	21	Osteomed (an Acumed Family)	19
Dentsply Sirona Canada	44	Proteocyte AI	11
DePuy Synthes	37	Software Nemotec S.L.	17
EACMFS	9	Soniquence	15
H & H Company Fine Quality Instruments	14	Straumann	6
IAOMS	49	Stryker	29
IBCSOMS	49	Synca	12
ICOMS 2025 Singapore	49	W&H Impex Inc	1
Jeli Medical Corporation	25	Zero Gravity	45
Keystone Dental Group	10	Zimmer Biomet	43
KLS Martin Group	33		

SPONSORS

The IAOMS and the Local Organizing Committee of 25th International Conference on Oral and Maxillofacial Surgery wishes to express its sincere appreciation to the following institutions and companies for their generous support in making the conference a great success.

Platinum Partner

KLS martin
GROUP

Gold Partner

stryker

Silver Partner

DePuy Synthes
THE ORTHOPAEDICS COMPANY OF Johnson & Johnson

Bronze Partners

Dentsply Sirona **Nobel Biocare™** **+ osteomed**
an acumed company

Pre-conference Symposia / Workshops

AO CMF **COOK MEDICAL** **KLS martin GROUP** **STORZ**
KARL STORZ - ENDOSKOPE

Lunch Symposia

DePuy Synthes **NEMOTEC** **bti SYNCA**
THE ORTHOPAEDICS COMPANY OF Johnson & Johnson A MEDTECH DENTAL COMPANY bti SYNCA

Welcome Reception & Gala Dinner & Conference Lanyard

KLS martin
GROUP

SOCIAL EVENTS

Wednesday, June 7, 2023

17:30-19:00

By Invitation

Special Reception

Venue : Pan Pacific Hotel, Oceanview Suites 5 - 8

Dress code : Business casual

** For IAOMS Councillors, ICOMS 2023 Local Organising Committee and ICOMS 2023 trainees registrants*

Thursday, June 8, 2023

10:00-10:10

All are welcome

Opening of Exhibition

Venue : Vancouver Convention Centre,
East Exhibit Hall B

Opening Ceremony & Welcome Reception

Venue : **Opening Ceremony**
Vancouver Convention Centre,
East Exhibit Hall A

Welcome Reception
Vancouver Convention Centre,
East Exhibit Hall B

Dress code : Business casual or national costumes

Opening Ceremony
17:30-18:30
Welcome Reception
18:45-20:00

All are welcome

Friday, June 9, 2023

12:00-13:30

Ticket required

IAOMS Foundation Luncheon

Price : US \$150 per person per ticket

Venue : Pan Pacific Hotel, Oceanview Suites 5-8

Presented By: Alexis Guimond, Paralympic Medalist

Dress code : Business casual

SOCIAL EVENTS

Friday, June 9, 2023

Boat departs pier promptly at 18:30.
Bus loops from 17:30-18:00
Assemble at registration desk.

Ticket required

Canadian Cultural Night: Sunset Boat Cruise

Venue : 501 Denman St. Vancouver, BC V6G 2W9

Price : US \$100 per person per ticket

Dress Code : Smart Casual

Saturday, June 10, 2023

17:30-18:30

By Invitation

IAOMS Foundation Donors' Reception

Venue : Fairmont Pacific Rim Hotel Hotel,
Star Sapphire Foyer

Dress Code : Black tie or national costumes

Reception
18:45
Dinner
19:30

Ticket required

Gala Dinner

Price : US \$185 per person per ticket

Venue : Fairmont Pacific Rim Hotel Hotel,
Star Sapphire Ballroom

Dress Code : Black tie or national costumes

Sunday, June 11, 2023

12:00-12:30

All are welcome

Closing Ceremony

Venue : Vancouver Convention Centre,
East Ballroom B

Dress Code : Business casual

TRUMATCH™ CMF

Personalized Solutions



Please refer to the instructions for use for a complete list of indications, contraindications, warnings and precautions.
© DePuy Synthes 2023. All rights reserved. 243158-230316 DSUS



Opening Ceremony

Thursday, June 8, 2023

Venue: East Exhibit Hall A

17:30

Opening Ceremony Commences

17:36

Land Acknowledgment & Blessing
by Mr. Wesley Nahanee and by Ms. Mabel Nahanee

17:46

Welcome Speech by Dr. Ed Dore
Chairman, Local Organizing Committee
25th International Conference on Oral & Maxillofacial Surgery 2023

17:49

Presidential Speech by Dr. Alejandro Martinez
President, International Association of Oral & Maxillofacial Surgeons

17:54

Address by Dr. Larry Nissen
Chairman, IAOMS Foundation

17:59

Address by Dr. Krishnamurthy Bonanthaya
President, IBCSOMS

18:01

Address by Regional Presidents

Dr. Imad Elimairi, AFAOMS (Africa)#
Dr. Gunaseelan Rajan, ACOMS (Asia)
Dr. Manlio Galie, EACMFS (Europe)

Dr. Cesar Villalpando, ALACIBU (Latin America)
Dr. Paul Schwartz, AAOMS (North America)
Dr. Patricia Bordbar, ANZAOMS (Oceania)

18:06

Roll Call of Nations Conducted by Dr. Sanjiv Nair
Vice President, International Association of Oral & Maxillofacial Surgeons

18:16

Cultural Show
Eagle Song Dancers & Sarah McLachlan School of Music

18:45-20:00

Welcome Reception
(Venue: East Exhibit Hall B)

#Apology

All are welcome



Visit Nobel Biocare booth #3 to see more transformative innovations



25 years of life-changing TRANSFORMATIONS with the All-on-4® treatment concept



Download **FREE** e-book
How you can start with the All-on-4® treatment concept



bit.ly/AO4-ebook

Honoring 25 years and **250,000+** patients* successfully treated

Continuing to build on our success with innovations like Xeal™ and TiUltra™ surfaces

nobelbiocare.com/all-on-4

*Nobel Biocare (Data on file)

MKT-5351.CAN Rev 00 (04/22 (GMT 82982)) © Nobel Biocare Canada Inc., 2023. All rights reserved. Disclaimer: Nobel Biocare, the Nobel Biocare logotype and all other trademarks are, if nothing else is stated or is evident from the context in a certain case, trademarks of Nobel Biocare. Please refer to nobelbiocare.com/trademarks for more information. Product images are not necessarily to scale. All product images are for illustration purposes only and may not be an exact representation of the product. Please contact the local Nobel Biocare sales office for current product assortment and availability. Caution: Federal (United States) law or the law in your jurisdiction may restrict this device to sale by or on the order of a dentist or physician. See Instructions For Use for full prescribing information, including indications, contraindications, warnings and precautions.



The original fixed full-arch prosthesis on four implants – now with Xeal™/TiUltra™ surface technology

MASTERCLASSES

Ticket required
Fee: USD 50 per person per ticket
(Tickets can be purchased at registration desks while stock lasts)

THURSDAY, JUNE 8 07:30-08:30

Number	Venue	Topic	Speaker
Masterclass 2	Room 8 Meeting Level	Are we Too Dependent on Digital Planning for Orthognathic Surgery?	Marco Caminiti (Canada)
Masterclass 3	Room 9 Meeting Level	Management of Maxillofacial Vascular Lesions	Srini Chandra (USA)
Masterclass 4	Room 19 Meeting Level	In-house Printing for Maxillofacial Free Flap Reconstruction	Justine Moe (USA)
Masterclass 5	Room 15 Meeting Level	Challenging Joint Replacement Treatment Modality for Loss of Condyle Height	Dorrit Nitzan (Israel)
Masterclass 6	Room 1 Meeting Level	Simultaneous Condylectomy and Orthognathic Surgery for Active Unilateral Condyle Hyperplasia	Timothy Turvey (USA)
Masterclass 7	Room 3 Meeting Level	Immediate Implant in the Aesthetic Zone	Alfred Lau (Hong Kong)
Masterclass 8	Room 20 Meeting Level	Splintless Minimally Invasive (MI) Orthognathic Surgery based on Advanced 3D virtual planning	Gwen Swenne (Belgium)
Masterclass 9	Room 2 Meeting Level	Tips and Tricks to Help You in Your TMJ Arthroscopic Practice	Rafael Martin-Granizo (Spain)

MASTERCLASSES

Ticket required

Fee: USD 50 per person per ticket
(Tickets can be purchased at registration desks while stock lasts)

FRIDAY, JUNE 9 07:30-08:30

Number	Venue	Topic	Speaker
Masterclass 1	Room 12 Meeting Level	Aesthetic Considerations in Minimally Invasive Orthognathic Surgery	Jonathas Daniel Paggi Claus (Brazil)
Masterclass 3	Room 2 Meeting Level	Troubleshooting in Microvascular Reconstruction	Panos Kyzas (UK) Leandros Vassiliou (UK)
Masterclass 4	Room 8 Meeting Level	Neck & Face Lift Surgery	Justine Moe (USA)
Masterclass 5	Room 1 Meeting Level	Orthognathic Surgery Tips, Traps & Tricks	Gabriele Millesi (Austria) Alfred Becking (Netherlands) Johan Reyneke (South Africa)
Masterclass 6	Room 3 Meeting Level	Facial Lipografting vs Hialuronic Acid Fillers: When, Why, and How	Alessandro Costa Da Silva (Brazil)
Masterclass 7	Room 13 Meeting Level	Management of Cleft Patients Asensio Method	Rodolfo Asensio (Guatemala)
Masterclass 8	Room 10 Meeting Level	Salivary Gland Endoscopic Surgery	Oded Nahlieli (Israel) Michael Turner (USA)
Masterclass 9	Room 11 Meeting Level	Orbital Decompression Surgery in Thyroid Eye Disease	Manlio Galìè (Italy)
Masterclass 10	Room 19 Meeting Level	Soft Tissue Prediction in Minimally Invasive Orthognathic Surgery Speaker	Orion Hass (Brazil)

MASTERCLASSES

Ticket required

Fee: USD 50 per person per ticket
(Tickets can be purchased at registration desks while stock lasts)

SATURDAY, JUNE 10 07:30-08:30

Number	Venue	Topic	Speaker
Masterclass 1	Room 1 Meeting Level	Bimaxillary Orthognathic Surgery Sequencing and Splintless	Ed Ellis (USA)
Masterclass 2	Room 2 Meeting Level	Alternative Surgical Approaches in Cranio-maxillofacial Oncologic Surgery	Julio Acero (Spain)
Masterclass 3	Room 8 Meeting Level	Extended TJR	David Psutka (Canada) Marco Caminiti (Canada)
Masterclass 4	Room 11 Meeting Level	Diagnosis and Surgical Treatment of Class 3 Dentofacial Deformities	Marcelo Marotta Araujo (Brazil)
Masterclass 5	Room 9 Meeting Level	Humanitarian Role of OMFS	Alejandro Roisentul (Argentina/Israel)
Masterclass 6	Room 12 Meeting Level	Secondary Lip and Nasal Surgery for unilateral and Bilateral Cleft Lip & Palate	Jean Claude Talmant (France) Jean Charles Doucet (Canada)
Masterclass 7	Room 3 Meeting Level	Microvascular Reconstruction - Options for the Mandible	Josh Lubek (USA)
Masterclass 8	Room 10 Meeting Level	Virtual Surgical Planning for Orthognathic Surgery using Digital Workflow and the use of PSI	Brent Allan (Australia)

DS PrimeTaper®

A modern implant inspired by a proven design

We took the best features from the Astra Tech Implant System® – OsseoSpeed® and MicroThread – and added them to the new tapered DS PrimeTaper implant to help preserve your patient’s smile.

Experience PrimeTaper at Booth 44!

- IMMEDIATE STABILITY**
 Progressive thread pattern that’s been carefully designed to cut quickly and engage with bone
- LASTING BONE CARE**
 DS PrimeTaper’s OsseoSpeed surface delivers long-term bone care, outperforming the competition regarding bone maintenance at both one and five-year intervals.
- ENVIABLE ESTHETICS**
 Superior long-term marginal bone maintenance means lasting esthetics for your patient.
- SEAMLESS WORKFLOW INTEGRATION**
 A digital workflow where everything from impression taking to final restoration is harmonized.



MicroThread



OsseoSpeed Surface



Progressive Thread

PROGRAM-AT-A-GLANCE

Wednesday, June 7, 2023

Registration 16:00-19:00

Venue: Vancouver Convention Centre - East Building - Convention Level

Venue	Vancouver Convention Centre			Pan Pacific Hotel		
	Room 1 Convention Level	Room 2 & 3 Convention Level	Room 8 & 15 Convention Level	Oceanview 1-4	Oceanview 5-8	
08:00-08:30	08:00-17:00 SORG Academy Symposium					
08:30-09:00						
09:00-09:30		09:00-16:00 AO CMF Symposium	09:00-12:00 Hands-on Workshop for Sialendoscopy			
09:30-10:00						
10:00-10:30						
10:30-11:00						
11:00-11:30						
11:30-12:00						
12:00-12:30						
12:30-13:00						
13:00-13:30						
13:30-14:00						
14:00-14:30						
14:30-15:00						
15:00-15:30						
15:30-16:00						
16:00-16:30						
16:30-17:00						
17:00-17:30						
17:30-18:00						
18:00-18:30						
18:30-19:00						
				12:30-14:00 IAOMS Councilors Luncheon Venue: Oceanview foyer		
				14:00-17:00 IAOMS Council Meeting		
				17:30 -19:00 Cocktail Reception for IAOMS Councilors & ICOMS 2023 Committee & Invited Speakers & Registered Trainees		

Venue	Vancouver Convention Centre																Pan Pacific Hotel
Room	Exhibit Hall A Convention Level	Ballroom A Convention Level	Ballroom B Convention Level	Ballroom C Convention Level	Room 1 Meeting Level	Room 2 Meeting Level	Room 3 Meeting Level	Room 8 Meeting Level	Room 15 Meeting Level	Room 9 Meeting Level	Room 10 Meeting Level	Room 11 Meeting Level	Room 12 Meeting Level	Room 13 Meeting Level	Room 19 Meeting Level	Room 20 Meeting Level	Oceanview 3-4
07:30-08:30					Masterclass 6 Management Unilateral Condylar Hyperplasia	Masterclass 9 TMJ Arthroscopic Practice	Masterclass 7 Aesthetic Zone Immediate Implants	Masterclass 2 Orthognathic Surgery Digital Planning	Masterclass 5 Reduced Condylar Height Management	Masterclass 3 Maxillofacial Vascular Lesion Management					Masterclass 4 3D Printing Microvascular Reconstruction	Masterclass 8 Splintless (MI) Orthognathic Surgery	07:30-09:00 Regional Presidents Meeting
08:30-10:00	Plenary 1 Glasgow 2021 Violence Reduction																
10:00-10:30	10:00-10:10 Opening of Exhibition & Coffee Break & Poster Presentation (Venue: Exhibit Hall B, Convention Level)								10:00-10:10 Opening of Exhibition & Coffee Break & Poster Presentation (Venue: Exhibit Hall B, Convention Level)								
10:30-12:00	Plenary 2 Presidential Lecture																
12:00-13:30				DePuy Synthes Lunch Symposium	Lunch & Exhibition & Poster Presentation (Venue: Exhibit Hall B, Convention Level)								Lunch & Exhibition & Poster Presentation (Venue: Exhibit Hall B, Convention Level)				
13:30-15:00		Symposium 1 3D Application in Orthognathic Surgery	Symposium 2 Biomaterial Sciences Patient Specific Devices		Symposium 3 NextGen Symposium	Symposium 4 MRONJ Updates & Controversies	Symposium 5 Cleft Surgery Outcomes	Free Paper 1 Trauma/ Infection	Free Paper 2 Craniomaxillofacial/ Cleft-Sleep Disorders/ Cosmetic Surgery	Free Paper 3 Anaesthesia/ TMJ Dysfunction/ Facial Pain	Free Paper 4 Pathology/ Salivary Glands	Symposium 6 Oceania Guest Society Session	Symposium 7 Osteo Science Foundation 10th Anniversary Lecture	Free Paper 5 Surgical Oncology and Reconstruction	Free Paper 6 Computerized Surgery/ Navigation/CAD CAM/Imaging		
15:00-15:30	Coffee Break & Exhibition & Poster Presentation (Venue: Exhibit Hall B, Convention Level)								Coffee Break & Exhibition & Poster Presentation (Venue: Exhibit Hall B, Convention Level)								15:00-16:00 NextGen Committee Meeting
15:30-17:00	Plenary 3 Disasters from the Masters																
17:30-18:45	Opening Ceremony (Venue: Exhibit Hall A, Convention Level) *All are welcome								Opening Ceremony (Venue: Exhibit Hall A, Convention Level) *All are welcome								
18:45-20:00	Welcome Reception (Venue: Exhibit Hall B, Convention Level) *All are welcome								Welcome Reception (Venue: Exhibit Hall B, Convention Level) *All are welcome								

Remarks: IAOMS BOD Office (Room 4, Meeting Level)
IAOMS Staff Office (Room 5, Meeting Level)

Speaker Ready Room (Room 7, Meeting Level)

Venue	Vancouver Convention Centre																Pan Pacific Hotel	
Room	Exhibit Hall A Convention Level	Ballroom A Convention Level	Ballroom B Convention Level	Ballroom C Convention Level	Room 1 Meeting Level	Room 2 Meeting Level	Room 3 Meeting Level	Room 8 Meeting Level	Room 15 Meeting Level	Room 9 Meeting Level	Room 10 Meeting Level	Room 11 Meeting Level	Room 12 Meeting Level	Room 13 Meeting Level	Room 19 Meeting Level	Room 20 Meeting Level	Oceanview 3-4	
07:30-08:30					Masterclass 5 Orthognathic Surgery – Tips/tricks/traps	Masterclass 3 Microvascular Reconstruction - Troubleshooting	Masterclass 6 Facial Lipografting vs Hyaluronic Acid Fillers	Masterclass 4 Neck/Face Lift Surgery			Masterclass 8 Salivary Gland Endoscopic Surgery	Masterclass 9 Thyroid Eye Disease Management	Masterclass 1 Minimally Invasive Orthognathic Surgery	Masterclass 7 Cleft Surgery – Asensio Method	Masterclass 10 Soft Tissue Prediction in Minimally Invasive Orthognathic Surgery		08:00-12:00 IAOMS Editorial Board Meeting	
08:30-10:00	Plenary 4 Oral Cancer Benchtop to Bedside																	
10:00-10:30	Coffee Break / Exhibition (Venue: Exhibit Hall B, Convention Level) Poster Presentations: Dentoalveolar/Implantology, Trauma/Infection, Computerized Surgery/Navigation/CAD CAM/Imaging								Coffee Break / Exhibition (Venue: Exhibit Hall B, Convention Level) Poster Presentations: Dentoalveolar/Implantology, Trauma/Infection, Computerized Surgery/Navigation/CAD CAM/Imaging									
10:30-12:00		Symposium 8 Implants - Factors Impacting Success	Symposium 9 Oncology Neck Management		Symposium 10 Orthognathic Complications	Symposium 11 TMJ Dysfunction Management	Symposium 12 Cleft Surgery Revision & the Cleft Nose	Symposium 13 American Academy of Cranio-maxillofacial Surgeons (AACMF5)	Free Paper 7 Dentoalveolar/ Implantology	Free Paper 8 Trauma/ Infection		Symposium 14 Humanitarian Missions	Free Paper 9 Anaesthesia/ TMJ Dysfunction/ Facial Pain	Free Paper 10 Surgical Oncology and Reconstruction		Free Paper 11 Miscellaneous		
12:00-13:30				Synca Lunch Symposium	12:00-13:30 IAOMS Foundation Luncheon *Ticket required (Venue: Pan Pacific Hotel - Oceanview 5-8) Speaker: Alexis Guimond, Paralympic Medalist													
					12:00-13:30 Lunch & Exhibition & Poster Presentation (Venue: Exhibit Hall B, Convention Level)													
13:30-15:00		Symposium 15 Craniofacial Surgery	Symposium 16 Reconstruction the Maxilla and Multi Unit Defects		Symposium 17 Odontogenic Tumours	Symposium 18 Nerve Injury Management	Symposium 19 Professional Development Early, Mid and Late	Symposium 20 European Association for Craniotomy Maxillo Facial Surgery (EACMFS)		Free Paper 12 Regeneration/ Tissue Engineering	Free Paper 13 Trauma/ Infection/ Pathology/ Salivary Glands	Symposium 21 COVID 19 Lessons Learned		Free Paper 14 Anaesthesia/ TMJ Dysfunction/ Facial pain	Free Paper 15 Computerized Surgery/ Navigation/ CAD CAM/Imaging	Free Paper 16 Surgical Oncology and Reconstruction	13:30-15:30 COGs Committee Meeting	
15:00-15:30	Coffee Break / Exhibition (Venue: Exhibit Hall B, Convention Level) Poster Presentations: Regeneration/Tissue engineering, Pediatric Surgery, Orthognathic Surgery								Coffee Break / Exhibition (Venue: Exhibit Hall B, Convention Level) Poster Presentations: Regeneration/Tissue engineering, Pediatric Surgery, Orthognathic Surgery									
15:30-17:00	Plenary 5 Global Surgery in Conflict Settings																	
17:00-18:00				Women in OMFS	IBCSOMS Meeting & Convocation													
18:00-21:30	Canadian Cultural Night: Sunset Harbour Cruise (Pier address: 501 Denman St, Vancouver, BC V6G 2W9) * Ticket required Boat departs pier promptly at 18:30. Bus loops from 17:30-18:00. Assemble at registration desk.								Canadian Cultural Night: Sunset Harbour Cruise (Pier address: 501 Denman St, Vancouver, BC V6G 2W9) * Ticket required Boat departs pier promptly at 18:30. Bus loops from 17:30-18:00. Assemble at registration desk.									

Remarks: IAOMS BOD Office (Room 4, Meeting Level)
IAOMS Staff Office (Room 5, Meeting Level)

Speaker Ready Room (Room 7, Meeting Level)

Venue	Vancouver Convention Centre																Pan Pacific Hotel
Room	Exhibit Hall A Convention Level	Ballroom A Convention Level	Ballroom B Convention Level	Ballroom C Convention Level	Room 1 Meeting Level	Room 2 Meeting Level	Room 3 Meeting Level	Room 8 Meeting Level	Room 15 Meeting Level	Room 9 Meeting Level	Room 10 Meeting Level	Room 11 Meeting Level	Room 12 Meeting Level	Room 13 Meeting Level	Room 19 Meeting Level	Room 20 Meeting Level	Oceanview 3-4
07:30-08:30					Masterclass 1 Sequencing / Splintless Orthognathic Surgery	Masterclass 2 Cranio-maxillofacial Oncologic Surgery	Masterclass 7 Mandibular Microvascular Reconstruction	Masterclass 3 Extended TJR	Free Paper 17 Pediatric Surgery	Masterclass 5 Humanitarian Role of OMFS	Masterclass 8 Orthognathic Surgery: Digital Workflow & PSI	Masterclass 4 Class 3 Dentofacial Deformities	Masterclass 6 BCLP Secondary Lip / Nasal Surgery	Free Paper 18 Miscellaneous	Free Paper 19 Miscellaneous	Free Paper 20 Miscellaneous	07:30-8:30 IAOMS Foundation Fellowship/ Scholarship Breakfast Meeting
08:30-10:00		Symposium 22 EDIA in OMFS	Symposium 23 Contemporary Management of Melanoma and Non-Melanoma Skin Cancer	Symposium 24 AAOMS Innovations in OMFS	Symposium 25 Research in OMFS	Symposium 26 TMJ Non-TJR Surgical Management	Symposium 27 Trauma Mandible	Symposium 28 OSA Update & Controversies	Free Paper 21 Dentoalveolar/ Implantology	Free Paper 22 Trauma/ Infection	Free Paper 23 Cranio-maxillofacial/ Cleft-Sleep Disorders/ Cosmetic Surgery	Free Paper 24 Pathology/ Salivary Glands	Free Paper 25 Miscellaneous	Free Paper 26 Surgical Oncology and Reconstruction	Free Paper 27 Computerized Surgery/ Navigation/ CAD CAM/ Imaging	Free Paper 28 Orthognathic Surgery	
10:00-10:30	Coffee Break / Exhibition (Venue: Exhibit Hall B, Lobby Level) Poster Presentations: Pathology/Salivary glands, Anaesthesia/TMJ Dysfunction/Facial pain, Miscellaneous										Accompany Person Tour at Granville Island *Registration required (Assemble at registration desks from 10:00-10:15. Bus departs promptly at 10:30)						
10:30-12:00	Plenary 6 50 Years of TMJ Surgery : The Past, Present and Future																
12:00-13:30			CAOMS AGM	Nemotec Lunch Symposium	12:00 - 13:30 Past Presidents' Lunch *By Invitation (Venue: Riley's Fish & Steak Restaurant)												
	Lunch & Exhibition & Poster Presentation (Venue: Exhibit Hall B, Convention Level)																
13:30-15:00	Symposium 29 Salivary Gland Disease	Symposium 30 Orthognathic Controversies			Symposium 31 Trauma Midface & Orbits	Symposium 32 Cosmetic Surgery Complications	Symposium 33 African Association of Oral & Maxillofacial Surgeons (AfAOMS)	Symposium 34 Asian Association of Oral & Maxillofacial Surgeons (Asian AOMS)	Free Paper 29 Dentoalveolar/ Implantology	Free Paper 30 Orthognathic Surgery	Free Paper 31 Trauma/ Infection	Symposium 35 TMJ TJR Complications	Free Paper 32 Cranio-maxillofacial/ Cleft-Sleep Disorders/ Cosmetic Surgery	Free Paper 33 Cranio-maxillofacial/ Cleft-Sleep Disorders	Free Paper 34 Anaesthesia/ TMJ/ Dysfunction/ Facial Pain/ Orthognathic Surgery	Free Paper 35 Cranio-maxillofacial/ Cleft-Sleep Disorders/ Cosmetic Surgery	
15:00-15:30	Coffee Break / Exhibition (Venue: Exhibit Hall B, Convention Level) Poster Presentations: Craniomaxillofacial/Cleft-Sleep Disorders/Cosmetic Surgery, Surgical Oncology and Reconstruction								Coffee Break / Exhibition (Venue: Exhibit Hall B, Convention Level) Poster Presentations: Craniomaxillofacial/Cleft-Sleep Disorders/Cosmetic Surgery, Surgical Oncology and Reconstruction								
15:30-17:00	Plenary 7 Implants Past, Present and Future Directions																
17:00-18:00					Residents' Association Lecture												
17:30-18:30	IAOMS Foundation Donors' Reception *By invitation (Venue: Fairmont Pacific Rim Hotel, Star Sapphire Foyer)								IAOMS Foundation Donors' Reception *By invitation (Venue: Fairmont Pacific Rim Hotel, Star Sapphire Foyer)								
18:45-22:30	IAOMS Gala Dinner *Ticket required (Venue: Fairmont Pacific Rim Hotel, Star Sapphire Ballroom) Reception (18:45); Dinner (19:30) No transfers are provided.								IAOMS Gala Dinner *Ticket required (Venue: Fairmont Pacific Rim Hotel, Star Sapphire Ballroom) Reception (18:45); Dinner (19:30) No transfers are provided.								

Remarks: IAOMS BOD Office (Room 4, Meeting Level)
IAOMS Staff Office (Room 5, Meeting Level)

Speaker Ready Room (Room 7, Meeting Level)

Venue	Vancouver Convention Centre										Vancouver Convention Centre					
Room	Exhibit Hall A Convention Level	Ballroom A Convention Level	Ballroom B Convention Level	Ballroom C Convention Level	Room 1 Meeting Level	Room 2 Meeting Level	Room 3 Meeting Level	Room 8 Meeting Level	Room 15 Meeting Level	Room 9 Meeting Level	Room 10 Meeting Level	Room 11 Meeting Level	Room 12 Meeting Level	Room 13 Meeting Level	Room 19 Meeting Level	Room 20 Meeting Level
07:30-08:30			Free Paper 36 Surgical Oncology and Reconstruction	Free Paper 37 Surgical Oncology and Reconstruction	Free Paper 38 Trauma/ Infection		Free Paper 39 Miscellaneous	Free Paper 40 Miscellaneous	Free Paper 41 Miscellaneous	Free Paper 42 Surgical Oncology and Reconstruction		Free Paper 43 Orthognathic Surgery	Free Paper 44 Orthognathic Surgery	Free Paper 45 Orthognathic Surgery	Free Paper 46 Orthognathic Surgery	
08:30-10:00		Symposium 36 Implants : No Bone, Now What?	Symposium 37 Trauma: Panfacial & Polytrauma	Symposium 38 Reconstruction Options for Mandible	Symposium 39 Latin American Association of Bucomaxilofacial Surgery & Traumatology (ALACIBU)	Symposium 40 Anaesthesia Office Based for the OMFS	Free Paper 54 Surgical Oncology and Reconstruction	Free Paper 47 Dentoalveolar/ Implantology	Free Paper 48 Trauma/Infection			Free Paper 49 Surgical Oncology and Reconstruction	Free Paper 50 Miscellaneous	Free Paper 51 Miscellaneous	Free Paper 52 Miscellaneous	Free Paper 53 Surgical Oncology and Reconstruction
10:00-10:30	Coffee Break & Exhibition (Venue: Exhibit Hall B, Convention Level)										Coffee Break & Exhibition (Venue: Exhibit Hall B, Convention Level)					
10:30-12:00		Plenary 8 The Role of OMFS in the Opioid Crisis														
12:00-12:30			Closing Ceremony & ICOMS 2025													

Remarks: IAOMS BOD Office (Room 4, Meeting Level)
 IAOMS Staff Office (Room 5, Meeting Level)

Speaker Ready Room (Room 7, Meeting Level)

PLENARY SESSIONS & SYMPOSIA

Thursday, June 8, 2023

08:30-10:00
East Exhibit Hall A
Convention Level

Plenary 1 : Glasgow Plenary - Violence Reduction
David Koppel (UK), Chrisine Goodall (UK)
Moderators: Robert Wagner (Canada), Tetsu Takahashi (Japan)

10:00-10:30
East Exhibit Hall B
Convention Level

Opening of Exhibition & Coffee Break

10:30-12:00
East Exhibit Hall A
Convention Level

Plenary 2 : Presidential Lecture 1 - Appreciation for Innovation: Artificial Intelligence, Augmented Reality and VSP in OMF
Stefaan Berge (Netherlands)
Moderator: Gabriele Millesi (Austria)

Presentation of Awards (ICOMS 2021)

Honorary Fellow: Mr. Christian Leibinger
* Mr Leibinger acknowledged, award to be presented at Gala Dinner June 10

Presidential Lecturer: Prof. Stefaan Berge

Distinguished Fellow: Dr. Arthur Jee, Dr. Alexis Olsson,
Dr. Larry Nissen

Distinguished Service: Dr. Javier Gonzalez Lagunas

Presidential Citation: Dr. Alfred Lau

Outstanding Committee Member: Dr. G.E. Ghali

12:00 - 13:30
East Ballroom C
Convention Level

DePuy Synthes Symposium : Gender Affirmation Facial Surgery A-Z; Creating a Practice and Achieving Reproducible High Quality Results
Michael Alperovich (USA), Thomas Kofod (USA)



13:30-15:00
East Ballroom A
Convention Level

Symposium 1 : 3D Application In Orthognathic Surgery
Alejandro Martinez (Mexico), Antonio D'Agostino (Italy),
Gwen Swennen (Belgium), Lorenzo Trevisiol (Italy), William Arnett (USA)

13:30-15:00
East Ballroom B
Convention Level

Symposium 2 : Biomaterial Sciences - Patient Specific Devices/VSP
Brent Allan (Australia), Miller Smith (Canada), Roderick Kim (USA),
Thomas Kofod (Denmark)

PLENARY SESSIONS & SYMPOSIA

Thursday, June 8, 2023

13:30-15:00
East Meeting Room 1
Meeting Level

Symposium 3 : Dentoalveolar Surgery - Impacted Teeth / Nextgen
Alfred Lau (HK), Henry Guevara (Venezuela),
Maria Daniela Viamonte (Venezuela), Sanne Andersen (Denmark),
Shreya Tocaciu (Australia), Stephania Requejo (Venezuela)

13:30-15:00
East Meeting Room 2
Meeting Level

Symposium 4 : Mronj Update And Controversies
Brent Ward (USA), Hiroshi Kurita (Japan), Deepak Kademani (USA)

13:30-15:00
East Meeting Room 3
Meeting Level

Symposium 5 : Cleft Surgery - Outcomes
Jean Charles Doucet (Canada), Jean Claude Talmant (France)

13:30-15:00
East Meeting Room 11
Meeting Level

Symposium 6 : Oceania Guest Society Session
Andrew Heggie (Australia), Jocelyn Shand (Australia),
Ricky Kumar (Australia), Scott Borgna (Australia)

13:30-15:00
East Meeting Room 12
Meeting Level

Symposium 7 : Osteo Science Foundation
Jasjit Dillon (USA), Nick Makhoul (Canada), Andrew Read-Fuller (USA),
Jay Malmquist (USA), Mark Wong (USA), Nardi Caspi (Israel)

15:00-15:30
East Exhibit Hall B
Convention Level

Coffee Break & Exhibition

15:30-17:00
East Exhibit Hall A
Convention Level

Plenary 3 : Disasters From The Masters - Trauma And Orthognathic
Ed Ellis (USA), Johan Reyneke (South Africa), Luis Quevado (Chile),
Mike Leung (HK), Myron Tucker (USA)

17:30-18:45
East Exhibit Hall A
Convention Level

Opening Ceremony *All are welcome

18:45-20:00
East Exhibit Hall B
Convention Level

Opening Ceremony *All are welcome

PLENARY SESSIONS & SYMPOSIA

Friday, June 9, 2023

08:30-10:00 **Plenary 4 : Oral Cancer: Leveraging Team Science To Accelerate Bench To Bedside Research**

East Exhibit Hall A
Convention Level

Bryan Bell (USA), Chi Viet (USA), Neil Gross (SA),
Moderators: Nils-Claudius Gellrich (Germany), Peng Xin (China)

10:00-10:30 Coffee Break & Exhibition

East Exhibit Hall B
Convention Level

Poster Presentations : Dentoalveolar / Implantology, Trauma / Infection,
Computerized Surgery / Navigation / CAD CAM / Imaging

10:30-12:00 **Symposium 8 : Implants - Factors Impacting Success**

East Ballroom A
Convention Level

Hendrik Terheyden (Germany), Lesley David (Canada),
Eduardo Anitua (Spain), Nils-Claudius Gellrich (Germany)

10:30-12:00 **Symposium 9 : Oncology - Neck Management**

East Ballroom B
Convention Level

Julio Acero (Spain), Michel El-Hakim (Canada),
Fernando Almeida (Spain), Michael Markiewicz (USA)

10:30-12:00 **Symposium 10 : Orthognathic - Complications**

East Meeting Room 1
Meeting Level

Alfred Becking (Holland), Mike Shimizu (Canada),
Julio Cifuentes (Chile), Mike Leung (HK)

10:30-12:00 **Symposium 11 : TMJ Dysfunction management**

East Meeting Room 2
Meeting Level

Brian Rittenberg (Canada), Dorit Nitzan (Israel), Adir Cohen (Israel)

10:30-12:00 **Symposium 12 : Cleft Surgery - Revision Surgery And The Cleft Nose**

East Meeting Room 3
Meeting Level

Annie-Claude Valcourt (Canada), Reha Kisnisci (Turkey),
Jean Charles Doucet (Canada), Kurt Butow (South Africa)

10:30-12:00 **Symposium 13 : American Academy of Craniomaxillofacial Surgeons (AACMFS)**

East Meeting Room 8
Meeting Level

Rui Fernandes (USA), Tim Turvey (USA), John Caccamese (USA),
Mark Miller (USA), Paul Tiwana (USA), Sean Edwards (USA)

10:30-12:00 **Symposium 14 : Humanitarian OMFS missions**

East Meeting Room 11
Meeting Level

David Hoffman (USA), Steve Roser (USA), Daniel Perez (USA),
Ghali Ghali (USA), Ilie Suharschi (Moldova), Ruben Ayala (Canada),
Vasyl Rybak (Ukraine)

PLENARY SESSIONS & SYMPOSIA

Friday, June 9, 2023

12:00-13:30

Pan Pacific Hotel
Oceanview 5-8

IAOMS Foundation Luncheon *Ticket required
(Speaker: Alexis Guimond, Paralympic Medalist)

Tickets can be purchased at registration desk while stock lasts

12:00 - 13:30

East Ballroom C
Convention Level

Synca Lunch Symposium : Treatment of the Atrophic Maxillae with the Use of Minimally Invasive Techniques

Eduardo Anitua (Spain)



13:30-15:00

East Ballroom A
Convention Level

Symposium 15 : Craniofacial Surgery

David Koppel (UK), Ghali Ghali (USA), David Yates (USA),
Jaime Grant (USA), Stavan Patel (USA)

13:30-15:00

East Ballroom B
Convention Level

Symposium 16 : Reconstruction - The Maxilla And Multi Unit Defects

Alexander Gaggl (Austria), Anjan Shah (India),
Joshua Lubek (USA/Canada), Massimo Maranzano (UK/Italy),
Rui Fernandes (USA), Salam Salman (USA)

13:30-15:00

East Meeting Room 1
Meeting Level

Symposium 17 : Odontogenic Tumours

Graham Cobb (Canada), Maria Troulis (USA/Canada), Ashish Patel (USA),
Miguel Rivera (USA)

13:30-15:00

East Meeting Room 2
Meeting Level

Symposium 18 : Nerve Injury Management

Carl Bouchard (Canada), John Zuniga (USA), Avneesh Chhabra (USA)

13:30-15:00

East Meeting Room 3
Meeting Level

Symposium 19 : Prof. Development in OMFS - Early, Mid, Late Career

Ben Davis (Canada), Sean Edwards (USA), Jane Pu (HK), Karen Carver (USA)

13:30-15:00

East Meeting Room 8
Meeting Level

Symposium 20 : European Association for Cranio Maxillo Facial Surgery (EACMFS)

Christos Perisanidis (Greece), Nick Kalavrezos (UK), Julio Acero (Spain),
Manlio Galie (Italy)
Moderator: Javier Lagunas (Spain)

PLENARY SESSIONS & SYMPOSIA

Friday, June 9, 2023

13:30-15:00 East Meeting Room 11 Meeting Level	Symposium 21 : COVID-19 - Lessons Learned Curtis Gregoire (Canada), Jasjit Dillon (USA) Mike Leung (HK), Sat Parmar (UK), Suvir Singh (South Africa)
15:00-15:30 East Exhibit Hall B Convention Level	Coffee Break & Exhibition Poster Presentations : Regeneration / Tissue Engineering, Pediatric Surgery, Orthognathic Surgery
15:30-17:00 East Exhibit Hall A Convention Level	Plenary 5 : Global Surgery In Conflict Settings Alejandro Roisentul (Argentina/Israel), Daniel Hammer (USA), Steven Roser (USA) Moderator: Adir Cohen (Israel)
17:00-18:00 East Ballroom C Convention Level	Women in OMFS - Creating Future Leaders Gabriele Millesi (Austria), Susan Bourque (Canada), Tina Meisami (Canada), Julia Pompura (Canada), Reena Taiwar (Canada)
17:00-18:00 East Meeting Room 1 Meeting Level	IBCSOMS Meeting & Convocation Three 20 minute sections - Open to general participation 1. Presentation by IBCSOMS - "Merits of International Board Certification"; Review of the Most Reliable and Validity of Examination 2. Fellow limelight- presentation by a IBCSOMS fellow Featured Fellow: Ethics in Publishing - An Editor's experience- Dr Amit Dhawan Invited Fellow: Pedicle flaps in Head and Neck reconstruction- A Czech experience - Richard Pink 3. Presentation of Certificates for successful fellows as Convocation. Program MC - Praveen Kumar
18:30-21:30	Canadian Cultural Night: Sunset Harbour Cruise *Ticket required (Pier address: 501 Denman St, Vancouver, BC V6G 2W9) Transfers from Vancouver Convention Centre from 17:30-18:00. Assemble at registration desks. Boat departs pier promptly at 18:30

PLENARY SESSIONS & SYMPOSIA

Saturday, June 10, 2023

08:30-10:00 East Ballroom A Convention Level	Symposium 22 : Ensuring EDIA in OMFS Jasjit Dillon (USA), Julia Pompura (Canada), Andrea Burke (USA), Daljit Dhariwal (UK), Patrishia Bordbar (Australia), Veronica Vidriales (Mexico), Zeyda Oliman Hoyos (Mexico)
08:30-10:00 East Ballroom B Convention Level	Symposium 23 : Contemporary Management of Melanoma and Non-Melanoma Skin Cancer Bryan Bell (USA), Neil Gross (USA)
08:30-10:00 East Ballroom C Convention Level	Symposium 24 : American Association of Oral and Maxillofacial Surgeons (AAOMS) - Innovations in OMFS Deepak Krishnan (USA), William Chung (USA), Zachary Peacock (USA)
08:30-10:00 East Meeting Room 1 Meeting Level	Symposium 25 : Research in OMFS Louise O'Brien (USA), Sean Edwards (USA)
08:30-10:00 East Meeting Room 2 Meeting Level	Symposium 26 : TMJ - Non-TJR surgical management Clayton Davis (Canada), Mathilde Sarlabous (Canada/France), Nehal Patel (India), Reem Hossameldin (Egypt)
08:30-10:00 East Meeting Room 3 Meeting Level	Symposium 27 : Trauma - Mandible Gopal Krishnan (India), Karl Cuddy (Canada), Mark Shuren (Canada)
08:30-10:00 East Meeting Room 8 Meeting Level	Symposium 28 : OSA Update and Controversies Chad Robertson (Canada), Ghali Ghali (USA), Jan de Lange (Netherlands), Julio Cifuentes (Chile)
10:00-10:15	Accompany Person Tour at Granville Island *Registration required Transfers provided. Assemble at registration desks from 10:00-10:15. Bus departs promptly at 10:30
10:00-10:30 East Exhibit Hall B Convention Level	Coffee Break & Exhibition Poster Presentations : Pathology / Salivary Glands, Anaesthesia / TMJ / Dysfunction / Facial Pain / Miscellaneous

PLENARY SESSIONS & SYMPOSIA

Saturday, June 10, 2023

- 10:30-12:00
East Exhibit Hall A
Convention Level
- Plenary 6 : Presidential Lecture 2 - 50 Years of TMJ Surgery**
Frank Dolwick (USA)
- 12:00-13:30
Riley's Fish &
Steak Restaurant
- IAOMS Past Presidents' Lunch *By invitation
No transfers are provided
- 12:00 - 13:30
East Ballroom C
Convention Level
- Nemotec Lunch Symposium : AI in Orthognathic Surgery. Facial Analysis and Clinical Orientation**
William Arnett (USA), Miguel Ángel del Moral (Spain)
- 
- 12:00-13:30
East Ballroom B
Convention Level
- CAOMS AGM**
- 13:30-15:00
East Exhibit Hall A
Convention Level
- Symposium 29 : Salivary Gland Disease**
Justine Moe (USA/Canada), Panos Kyzas (UK), Oded Nahlieli (Israel/USA)
- 13:30-15:00
East Ballroom A
Convention Level
- Symposium 30 : Orthognathic - Controversies**
Gwen Swennen (Belgium), Martin Gaboury (Canada), Antonio d'Agostino (Italy), Fernando de Oliveira Andriola (Brazil)
- 13:30-15:00
East Meeting Room 1
Meeting Level
- Symposium 31 : Trauma - Midface And Orbits**
James Brady (Canada), Larry Cunningham (USA)
David Powers (USA), Ian Holland (UK), Majeed Rana (USA)
- 13:30-15:00
East Meeting Room 2
Meeting Level
- Symposium 32 : Cosmetic Surgery - Complications**
Abraham Montes (Mexico), Melinda Paris (Canada), Elda Fisher (USA), Joe Niamtu (USA)
- 13:30-15:00
East Meeting Room 3
Meeting Level
- Symposium 33 : African Regional Association**
Ademola Olaitan (Nigeria), Titilola Ibiyemi (Nigeria), Fadekemi Oginni (Nigeria), Mohamed Elarbi (Libya)

PLENARY SESSIONS & SYMPOSIA

Saturday, June 10, 2023

- 13:30-15:00
East Meeting Room 8
Meeting Level
- Symposium 34 : Asian Society - Oral Cancer And Pre-Cancer Burden - Role Of Emerging Technology**
Gunaseelan Rajan (India), Tetsu Takahashi (Japan), Charles Kuan-Chou Lin (Taiwan), Dongwook Kim (Korea), Girish Rao (India), Takamichi Morikawa (Japan)
- 13:30-15:00
East Meeting Room 11
Meeting Level
- Symposium 35 : Complications in TMJ Surgery, Prevention and Management**
David Psutka (Canada), Rafael Martin Granizo (Spain), Frank Dolwick (USA)
- 15:00-15:30
East Exhibit Hall B
Convention Level
- Coffee Break & Exhibition
Poster Presentations : Craniomaxillofacial / Clef-Sleep Disorders / Cosmetic Surgery, Surgical Oncology and Reconstruction
- 15:30-17:00
East Exhibit Hall A
Convention Level
- Plenary 7 : Implants - Past, Present, Future Directions**
Hassan Moghadam (Canada)
Moderators: Selcuk Basa (Turkey), Titilola Ibiyemi (Nigeria)
- 17:00-18:00
East Room 1
Meeting Level
- Residents' Association Lecture**
- 17:30-18:30
Fairmont Pacific Rim Hotel
Star Sapphire Foyer
- IAOMS Foundation Donors' Reception *By invitation
No transfers are provided.
- 18:45-22:30
Fairmont Pacific Rim Hotel
Star Sapphire Ballroom
- Gala Dinner *Ticket required
(Dress code: Black tie or national costumes)
No transfers are provided. Tickets can be purchased at registration desk while stock lasts

PLENARY SESSIONS & SYMPOSIA

Sunday, June 11, 2023

08:30-10:00 East Ballroom A Convention Level	Symposium 36 : Implants - No Bone, Now What? Alfred Lau (HK), Kevin Lung (Canada), James Chow (HK), Matt Fay (Canada), Michael Alterman (Israel), Rolf Ewers (Austria)
08:30-10:00 East Ballroom B Convention Level	Symposium 37 : Trauma - Panfacial/Polytrauma Nardy Caspi (Israel), Pierre Eric Landry (Canada), George Kushner (USA), Samer Srouji (Israel)
08:30-10:00 East Ballroom C Meeting Level	Symposium 38 : Reconstruction - Options For Mandible Nick Makhoul (Canada), Peng Xing (China), Stacey Nedrud (USA), Waled Zaid (USA)
08:30-10:00 East Meeting Room 1 Meeting Level	Symposium 39 : Latin American Regional Association New Technologies and Investigation Rodolfo Asensio (Guatemala), Jaime Jiménez (Columbia), José Garcia (Mexico), Maria Gabriela Nassif (Argentina), Sergio Olate (Chile)
08:30-10:00 East Meeting Room 2 Meeting Level	Symposium 40 : Anesthesia-office based for the OMFS Deepak Krishnan (USA), Kevin McCann (Canada), Kathleen Fan (UK)
10:00-10:30 East Exhibit Hall B Convention Level	Coffee Break & Exhibition
10:30-12:00 East Exhibit Hall A Convention Level	Plenary 8 : The Role of OMFS in the Opioid Crisis Stuart Lieblich (USA), Kevin McCann (Canada) Moderator: Jocelyn Shand (Australia)
12:00-12:30 East Ballroom B Convention Level	Closing Ceremony & ICOMS 2023 *All are welcome

FREE PAPER (ORAL) PRESENTATIONS

Thursday, June 8, 2023

Meeting Room 8	13:30-15:00	Free Paper 1
TRAUMA / INFECTION		
A LONG TERM COMPREHENSIVE DESCRIPTION OF 202 CASES OF COVID ASSOCIATED MYCORMYCOSIS Tulasi Nayak (India)		
COMPLETE THREE-DIMENSIONAL VISION APPLIED TO PLANNING, DESIGN AND ELABORATION OF CUSTOMIZED IMPLANTS WITH TITANIUM MESH FOR CRANIOFACIAL RECONSTRUCTION WITH DATA AND MEASUREMENTS IN 3D TOMOGRAPHY AND ITS SURGICAL APPLICATION José García (Mexico)		
CRANIOFACIAL MUCORMYCOSIS IN THE COVID 19 PANDEMIC -AN INDIAN EXPERIENCE Gokul Venkateshwar (India)		
MAXILLOFACIAL INJURIES IN EASTERN CITIES OF LIBYA: A RETROSPECTIVE PILOT ANALYSIS Aymen Elatrash (Libya)		
INCIDENCE AND PATTERN OF ORBITAL TRAUMA ASSOCIATED WITH DOMESTIC VIOLENCE Courtney Evans (USA)		
A RETROSPECTIVE CASE SERIES OF 10 MAXILLOFACIAL TRAUMA PATIENTS TREATED WITH PEEK, PATIENT- SPECIFIC, ORBITAL IMPLANTS Harriet Tweedale (UK)		
ARE OPEN REDUCTION AND INTERNAL FIXATION OF MANDIBULAR CONDYLE HEAD AND NECK FRACTURES BETTER IN FUNCTION WHEN COMPARED TO CLOSED TREATMENT? – A RANDOMIZED CONTROLLED TRIAL Manish Raghani (India)		
Meeting Room 15	13:30-15:00	Free Paper 2
CRANIOMAXILLOFACIAL / CLEFT-SLEEP DISORDERS / COSMETIC SURGERY		
VOLUMETRIC CHANGE IN TRIGONOCEPHALY AFTER VIRTUALLY PLANNED FRONTO-ORBITAL REMODELING Johan Blomlöf (Denmark)		
INTERNAL MAXILLARY DISTRACTION IN THE CLEFT PATIENT Carlos Fuenzalida (Chile)		
UNDERSTANDING THE CRANIOFACIAL ABNORMALITIES IN THE C19F VARIANT AND TWO MODELS LACKING THE CONSERVED FUNCTIONAL RESIDUES OF MATRIX GLA PROTEIN Sultanah Alshahrani (Canada)		
GENIOPLASTY - HOW MUCH FURTHER CAN WE GO? Fernando Antonini (Brazil)		
AN ASSESSMENT OF THE IMPACT OF SEASONAL VARIATIONS IN THE DEVELOPMENT OF CLEFT LIP AND PALATE DEFORMITIES AT A CLINIC IN PRETORIA, SOUTH AFRICA Sharan Naidoo (South Africa)		
THE UTILIZATION OF EXTENDED TEMPOROMANDIBULAR JOINT REPLACEMENTS IN PATIENTS WITH HEMIFACIAL MICROSOMIA Ali Al-Qudsi (USA)		
VIRTUALLY PLANNED ZYGOMATIC OSTEOTOMIES IN ORTHOGNATHIC SURGERY Will Rodgers (Australia)		
BARCELONA LINE. A MULTICENTRE VALIDATION STUDY OF A FACIAL PROJECTION REFERENCE IN ORTHOGNATHIC SURGERY Jocelyn Vivas (Spain)		

FREE PAPER (ORAL) PRESENTATIONS

Thursday, June 8, 2023

Meeting Room 9	13:30-15:00	Free Paper 3
ANAESTHESIA / TMJ / DYSFUNCTION / FACIAL PAIN		

SUBMANDIBULAR GLAND TRANSPLANTATION VS. MINOR SALIVARY GLANDS TRANSPLANTATION FOR TREATMENT OF DRY EYE: A RETROSPECTIVE COHORT STUDY

Jiazeng Su

A SCRNA-SEQ ATLAS REVEALS PROGENITOR CELL FUNCTIONS IN TMJ DISC

Xianni Yang (China)

PRESENCE OF MICROBIAL DNA IN SYNOVIAL FLUID FROM THE TEMPOROMANDIBULAR JOINT IN PATIENTS WITH INTERNAL DERANGEMENTS, CHRONIC INFLAMMATORY ARTHRITIS OR OSTEOARTHRITIS

Nikoo Bazsefidpay (Sweden)

TMJ ANKYLOSIS - A 10 YEARS EXPERIENCE

Vibha Singh (India)

ARTHROCENTESIS VS NON-SURGICAL INTERVENTION AS INITIAL TREATMENT FOR TMJ ARTHRALGIA: A RCT WITH LONG-TERM FOLLOW-UP

Nico Van Bakelen (Netherlands)

TMJ ARTHROJAW: RESEARCH AND CLINICAL OUTCOMES

George Dimitroulis (Australia)

MODIFICATION TO YANG'S ARTHROSCOPIC DISCOPEXY TECHNIQUE FOR TEMPORO MANDIBULAR JOINT DISC DISPLACEMENT. STEP-BY-STEP SURGICAL TECHNIQUE

Daniel Jerez (Chile)

Meeting Room 10	13:30-15:00	Free Paper 4
PATHOLOGY / SALIVARY GLANDS		

PROSTATE ADENOCARCINOMA METASTASIS TO THE MANDIBLE: A CASE REPORT

Sindhu Meda (UK)

CLINICOPATHOLOGICAL STUDIES AND LITERATURE REVIEW OF MALIGNANT LYMPHOMA OF THE SALIVARY GLAND

Yejian Zeng (China)

ACCURACY OF PAROTID GLAND FNA CYTOLOGY AND RELIABILITY OF THE MILAN SYSTEM FOR REPORTING SALIVARY GLAND CYTOPATHOLOGY IN CLINICAL PRACTICE

Jimmie Honings (Netherlands)

MORPHOGENETIC JUSTIFICATION OF SURGICAL TREATMENT OF PLEOMORPHIC ADENOMAS (PA) OF MAJOR SALIVARY GLANDS (SGS)

Igor Brodetskyi (Ukraine)

A CONSERVATIVE SURGICAL APPROACH IN THE TREATMENT OF ODONTOGENIC KERATOCYSTS; SIX YEARS OF CLINICAL AND IMAGING FOLLOW UP

Oscar Fortuna Sandoval (Mexico)

SUPRABASIN ENHANCES INVASION, MIGRATION AND ANGIOGENESIS OF OSCC CELLS UNDER HYPOXIA

Asami Noro (Japan)

TUMOR PROTEIN D52 IS UPREGULATED IN ORAL SQUAMOUS CARCINOMA CELLS UNDER HYPOXIA IN A HYPOXIA-INDUCIBLE-FACTOR-INDEPENDENT MANNER AND IS INVOLVED IN CELL DEATH RESISTANCE

Yuzo Abe (Japan)

OUTPATIENT VIDEO CONSULTATION DURING THE COVID-19 PANDEMIC; PATIENTS' EXPERIENCES AND CHARACTERISTICS

Stefanie Van Den Bosch (Netherlands)

FREE PAPER (ORAL) PRESENTATIONS

Thursday, June 8, 2023

Meeting Room 13	13:30-15:00	Free Paper 5
SURGICAL ONCOLOGY AND RECONSTRUCTION		

MINIMALLY-INVASIVE DCIA-FLAP WITHOUT CREST, SPINE AND SKIN TO RECONSTRUCT COMPOSITE DEFECTS OF THE MANDIBLE USING VSP AND CAD/CAM TECHNOLOGY

Oliver Bissinger (Germany)

MAXILLARY RECONSTRUCTION WITH A SCAPULA TIP FREE FLAP AND IMMEDIATE IMPLANTATION USING VSP AND CAD/CAM TECHNOLOGY

Elisabeth Maier (Austria)

CRANIOFACIAL RECONSTRUCTION, USING BOX TECHNIQUE MOBILIZATION, ORTHOGNATHIC SURGERY AND PEEK IMPLANTS FOR A FIBRODYSPLASIA PATIENT

Juan Jose Cortes (Chile)

EXPERIENCE AND TREATMENT IN THE MAXILLOFACIAL AREA OF TUMORS IN THE HOSPITAL "CENTRO MÉDICO NACIONAL 20 DE NOVIEMBRE", CDMX

Laura Pacheco Ruiz (Mexico)

SURGICAL OUTCOMES ANALYSIS OF SPINE COVERAGE PERFORMED BY OMS/HNS SERVICE

Marina Morante Silva (USA)

THE ROLE OF EXTREMITY RECONSTRUCTION IN THE EDUCATION OF MAXILLOFACIAL SURGERY RESIDENTS

Anthony Bunnell (USA)

THE MAXIBLE – A NOVEL APPROACH TO MANAGING RETROMOLAR TRIGONE TUMOURS

Sirisha Duggineni (UK)

PALLIATIVE SURGICAL RECONSTRUCTION OF RECURRENT/METASTASIZING TUMORS OF THE HEAD AND NECK

André Eckardt (Germany)

Meeting Room 19	13:30-15:00	Free Paper 6
COMPUTERIZED SURGERY / NAVIGATION / CAD CAM / IMAGING		

INTRAORAL SCAN APPLICATION IN FIBULA JAW IN A DAY OR DURING ADMISSION

Yang-Ming Chang (Taiwan)

LIGHT CAN REPLACE SURGICAL GUIDES: REAL TIME PROJECTION OF OSTEOTOMIES ON FIBULA FREE FLAPS AND PERFORATORS LOCATIONS USING PROJECTION MAPPING IN HEAD AND NECK RECONSTRUCTIVE SURGERY

Laurent Ganry (USA)

PATIENT SPECIFIC OSTEOSYNTHESIS - 2.0 THE NEXT GENERATION OF CUSTOM DEVICES IN HEAD AND NECK SURGERY

Joep Kraeima (Netherlands)

VERTICAL AUGMENTATION OF A SEVERELY ATROPHIED POSTERIOR MANDIBULAR ALVEOLAR RIDGE FOR A DENTAL IMPLANT USING A PATIENT-SPECIFIC 3D PRINTED PCL/BGS7 SCAFFOLD: A TECHNICAL NOTE

Ho Lee (Republic Of Korea)

IMPACT OF INTRAOPERATIVE NAVIGATION AND SURGICAL MARGINS IN LOCALLY ADVANCED MALIGNANT MIDFACE TUMORS

Alvaro Ranz Colio (Spain)

VARIABILITY AND SPECIFICITY OF CRANIOFACIAL PROPORTION INDICES IN AZERBAIJAN POPULATION

Nigar Sultanova (Azerbaijan)

RECONSTRUCTION OF FACIAL BONE DEFECT USING RESORBABLE PATIENT-SPECIFIC 3D-PRINTED PCL/ -TCP EXTERIOR SCAFFOLD AND AUTOGENOUS BONE

Uilyong Lee (Korea)

ORBITAL PSI: PATIENT-SPECIFIC, PHYSICIAN-SPECIFIC OR PLANNER-SPECIFIC IMPLANT?

Juliana Sabelis (Netherlands)

FREE PAPER (ORAL) PRESENTATIONS

Friday, June 9, 2023

Meeting Room 15	10:30-12:00	Free Paper 7
DENTOALVEOLAR / IMPLANTOLOGY		

OSSEOFRAME: A NEW-AGE SUBPERIOSTEAL IMPLANT FOR THE SEVERELY ATROPHIC EDENTULOUS MAXILLA.

George Dimitroulis (Australia)

UPDATED GUIDANCE: THE PARAMETERS OF CARE FOR PATIENTS WITH MANDIBULAR THIRD MOLARS. PUBLISHED BY FACULTY OF DENTAL SURGERY (FDS), UNITED KINGDOM.

Geoff Chiu (UK)

CLINICAL AND RADIOGRAPHIC EVALUATION OF IMMEDIATE IMPLANT IN AREAS OF MAXILLARY MOLARS WITHOUT USING TRANSPLANTED MATERIALS

Shayan Golestani (Iran)

OSTEOTOME-MEDIATED SINUS FLOOR ELEVATION WITH BIO-OSS COLLAGEN OR NO GRAFTING MATERIAL: A ONE-YEAR SINGLE-BLINDED RANDOMIZED CONTROLLED TRIAL

Thomas Jensen (Denmark)

RETREATMENT OF FAILING MAXILLARY IMPLANTS

Gerry Raghoobar (Netherlands)

COMPLICATED LARGE MAXILLOFACIAL BONE DEFICIENCIES SUCCESSFULLY RECONSTRUCTED USING BONOFILL: A NOVEL TISSUE-ENGINEERED BONE GRAFT BASED ON OSTEOGENIC CELLS FROM THE PATIENT'S ADIPOSE TISSUE

Ephraim Tzur (Israel)

ADDERRAL (AMPHETAMINE/DEXROAMPHETAMINE SALT MIXTURE 1:1) VS TEGRETOL (CARBAMAZEPINE) IN THE TREATMENT AND ALLEVIATION OF SYMPTOMS OF TRIGEMINAL NEURALGIA (TN) IN PATIENTS WITH A NOTED HISTORY OF ALCOHOL USE DISORDER (AUD).

Anastasia Depounti (USA)

NANOPARTICLES AS LOCAL DELIVERY SYSTEMS IN BONE REGENERATION

Canay Yilmaz Asan (Turkey)

ADDITIVE MANUFACTURED BIODEGRADABLE COMPOSITE POLYMER-CALCIUM PHOSPHATE CERAMIC SCAFFOLDS IN A LARGE ANIMAL CALVARIAL DEFECT MODEL

David Koper (Netherlands)

Meeting Room 9	10:30-12:00	Free Paper 8
TRAUMA / INFECTION		

OPEN REDUCTION OF MANDIBULAR CONDYLE: A STILL CONTROVERSIAL TREATMENT OPTION

Oscar Fortuna Sandoval (Mexico)

CT CHARACTERIZATION DIFFERENCES BETWEEN OPERATED AND UNOPERATED ORBITAL INJURIES

Shane Burns (USA)

A REVIEW OF MICROBIOME PROFILE OF NOMA (CANCERUM ORIS): A RECENT UPDATE

Eyituyo Okoturo (Nigeria)

EXPERIENCE OF MILD TRAUMATIC BRAIN INJURY IN AN ORAL AND PLASTIC MAXILLOFACIAL SURGERY CLINIC

Marcel Ebeling (Germany)

ARTIFICIAL INTELLIGENCE-BASED DIAGNOSIS AND TREATMENT DECISION ALGORITHM OF MAXILLOFACIAL FRACTURES: A PRELIMINARY STUDY

Bimeng Jie (China)

LOAD DISTRIBUTION AFTER UNILATERAL CONDYLAR FRACTURE: A FINITE ELEMENT MODEL STUDY

Loreine Helmer (Netherlands)

FREE PAPER (ORAL) PRESENTATIONS

Friday, June 9, 2023

SUCCESS ALGORITHM CASE SERIES FOR CHOOSING RECONSTRUCTION MATERIAL FOR MEDIAL WALL FRACTURES ASSOCIATED WITH ORBITAL FLOOR IN KEY AREA RECONSTRUCTION

Raphael Guerra (Brazil)

IS DIPLOPIA A PREDICTOR OF ZYGOMATIC MAXILLARY COMPLEX FRACTURES SURGICAL INDICATION? 10-YEAR SINGLE-CENTER PRELIMINARY STUDY

Giorgio Lo Giudice (Italy)

POST TRAUMATIC ORBITAL RECONSTRUCTION USING THREE DIMENSIONAL STEREO LITHIC MODELS COMPARED TO INTRAOPERATIVE PLATE ADAPTATION

Adam Abdo (Canada)

Meeting Room 12	10:30-12:00	Free Paper 9
ANAESTHESIA / TMJ / DYSFUNCTION / FACIAL PAIN		

LONG TERM ASSESSMENT OF DISCECTOMY AND EMINOPLASTY FOR ADVANCED TEMPOROMANDIBULAR JOINT DERANGEMENT: MANITOBA EXPERIENCE

Reda Elgazzar (Canada)

DOES CONCOMITANT ORTHOGNATHIC SURGERY AND TOTAL JOINT REPLACEMENT IN A UNILATERAL TEMPOROMANDIBULAR JOINT ANKYLOSIS HAVE POSITIVE EFFECT ON PHARYNGEAL AIRWAY AND VOLUME?

Ajoy Roychoudhury (India)

DISCECTOMY OF THE TEMPOROMANDIBULAR JOINT ACCORDING TO WILKES'S STAGE, IN THE NATIONAL UNIVERSITY HOSPITAL OF COLOMBIA, BOGOTÁ, COLOMBIA. JANUARY 2017 TO FEBRUARY 2020

Beatriz Eugenia Mejia Florez (Colombia)

TREATMENT OF TEMPOROMANDIBULAR DYSFUNCTION USING BOTULINUM TOXIN A: PROSPECTIVE CLINICAL TRIAL

Reda Elgazzar (Canada)

SINGLE-SURGEON CLINICAL OUTCOMES WITH SIX TO EIGHTEEN MONTHS FOLLOW UP OF PATIENT SPECIFIC TMJ REPLACEMENT WITH UNIQUE SOLID TITANIUM METAL-BACKED FOSSA AND ALL TITANIUM MANDIBULAR COMPONENTS WITH CERAMIC TITANIUM NITRIDE COATING

Luke Cascarini (UK)

TOTAL JOINT REPLACEMENT IS AN EFFECTIVE TREATMENT OPTION FOR IDIOPATHIC CONDYLAR RESORPTION

Benjamin Rogala (Canada)

DOES MRI INFLUENCE THE SURGICAL MANAGEMENT OF INTERNAL DERANGEMENT OF THE TEMPOROMANDIBULAR JOINT?

Steven Licht (USA)

TMJ SIGNS AND SYMPTOMS IN PATIENTS WITH MANDIBULAR CONDYLAR HYPERPLASIA

Rene Antonio Rojas (Chile)

Meeting Room 13	10:30-12:00	Free Paper 10
SURGICAL ONCOLOGY AND RECONSTRUCTION		

PATIENT SPECIFIC IMPLANTS IN RECONSTRUCTION SURGERY - ASSESSMENT OF PLANNING AND SURGICAL OUTCOMES

Miller Smith (Canada)

PREVENTION OF PULMONARY COMPLICATIONS USING HIGH FLOW HUMIDIFIED HEAT VS CONVENTIONAL OXYGEN THERAPY AFTER MAJOR HEAD AND NECK SURGERY: A RANDOMIZED CLINICAL TRIAL

Ashleigh Weyh (USA)

FREE PAPER (ORAL) PRESENTATIONS

Friday, June 9, 2023

HEAD AND NECK (ORAL CAVITY) CANCER 2-WEEK-WAIT REFERRALS: WHO SEES THESE PATIENTS IN OMFS UNITS?

Samira Tayara (UK)

CLINICAL OUTCOMES OF PATIENTS UNDERGOING TREATMENT FOR ORAL CAVITY CANCER- THE OXFORD EXPERIENCE

Samyukta Sundar (UK)

MANAGEMENT OF THE NECK FOR PAROTID GLAND MALIGNANCY: OUR EXPERIENCE AND A LITERATURE REVIEW

Chiara Paolantonio (Italy)

CONTRALATERAL REGIONAL RECURRENCE IN LATERALISED ORAL CAVITY SQUAMOUS CELL CARCINOMA

Adam Kara (UK)

TUMOR RECONSTRUCTION IN PEDIATRIC PATIENTS

Carlos Fuenzalida (Chile)

Meeting Room 20

10:30-12:00

Free Paper 11

MISCELLANEOUS

NERVE COLLATERAL COMPENSATION CONTRIBUTES TO LIP SENSORY RECOVERY AFTER INFERIOR ALVEOLAR NERVE SACRIFICE

Chunjie Li

COMPARISON OF THE EFFECTS OF TWO PRESCRIBING STYLES OF PREDNISOLONE ON POST-OPERATIVE SEQUELAE OF SURGICAL EXTRACTION OF AN IMPACTED MANDIBULAR THIRD MOLAR: A SINGLE-BLIND RANDOMIZED STUDY

Mohammed Mousa H Bakri (Saudi Arabia)

MANAGEMENT CONSIDERATIONS OF MANDIBULAR CENTRAL GIANT CELL GRANULOMA

Shivanjali Pandya (UK)

OMFSECHO: BRINGING THE OMFS WORLD TOGETHER

Safaa Merghani AwadAllah (Sudan)

LONGITUDINAL SURVEILLANCE OF SERUM TITANIUM ION LEVELS IN PATIENTS WITH INDIGENOUS 3D PRINTED TOTAL TEMPOROMANDIBULAR JOINT REPLACEMENT

Garima khandelwal (India)

ORAL SURGERY IN PATIENTS TAKING ORAL VITAMIN K ANTAGONISTS(VKAS) AND NON-VITAMIN K ANTAGONIST ORAL ANTICOAGULANTS(NOACS).

Jae Il Lee (Korea)

MANDIBULOTOMY FOR INACCESSIBLE TUMOURS OF THE OROPHARYNX - OUR 15 YEAR EXPERIENCE

Kumar Balasubramanya Kumar (India)

MEDICATION-RELATED OSTEONECROSIS OF THE JAWS DUE TO ADJUVANT-OR HIGH DOSE ANTIRESORPTIVE TREATMENT

Sanne Andersen (Denmark)

DISTINCTIVE GIANT ORO FACIAL TUMORS: SURGICAL CHALLENGES

Muhammad Ul Haq (Pakistan)

FREE PAPER (ORAL) PRESENTATIONS

Friday, June 9, 2023

Meeting Room 9

13:30-15:00

Free Paper 12

REGENERATION / TISSUE ENGINEERING

AUTOLOGOUS BLOOD CONCENTRATES IN SOFT TISSUE AND BONE REGENERATION – A GUIDED OPEN WOUND HEALING APPROACH

Shahram Ghanaati (Germany)

REGENERATIVE POTENTIAL OF INJECTABLE BONE MARROW CONCENTRATE COMPARED TO PLATELET-RICH FIBRIN

Masako Fujioka-Kobayashi (Japan)

RADIOGRAPHIC OUTCOME AFTER MAXILLARY SINUS FLOOR AUGMENTATION WITH ALLOGENEIC ADIPOSE TISSUE-DERIVED STEM CELLS SEEDING ON DEPROTEINIZED BOVINE BONE MINERAL. A RANDOMIZED CONTROLLED TRIAL IN MINIPIGS

Thomas Jensen (Denmark)

PULSED ELECTROMAGNETIC FIELD THERAPY AS COADJUVANT IN MEDICATION RELATED OSTEONECROSIS OF THE JAWS: PILOT STUDY

Andre Rodriguez (Brazil)

OROFACIAL LESIONS BY SARS-COV-2 TREATED VIA PHOTOBIMODULATION BY LOW-LEVEL LASER THERAPY: CASE REPORT

Andre Rodriguez (Brazil)

UNCONVENTIONAL APPROACH OF IMPLANT PLACEMENT THROUGH IMPACTED TEETH

Soukaina Abidi (Morocco)

BOTULINUM TOXIN TYPE A INJECTED INTO THE TEMPORALIS AND MASSETER BEFORE ORTHOGNATHIC SURGERY TO DECREASE POSTOPERATIVE PAIN

Jason Adam (Canada)

5E COMBINATION, A CASE SERIES – WHICH IS THE MORE DIFFICULT EXTRACTION?

Ashana Gupta (UK)

THE USE OF ENDOSCOPIC ASSISTANCE IN MINOR ORAL SURGERY TO ENHANCE OUTCOMES

Ashana Gupta (UK)

Meeting Room 10

13:30-15:00

Free Paper 13

TRAUMA / INFECTION / PATHOLOGY / SALIVARY GLANDS

NECROTISING FASCIITIS OF THE HEAD AND NECK- EARLY SIGNS AND SYMPTOMS TO AID PROMPT DIAGNOSIS- A REVIEW OF 22 CONSECUTIVE CASES IN THE WEST OF SCOTLAND

Roseanna Morgan (UK)

QUANTITATIVE ANALYSIS OF DIPLOPIA FOLLOWING ORBITAL FRACTURE REPAIR

Simon Holmes (UK)

SEVEN-MONTH FOLLOW-UP OF A CHRONIC SUPPURATIVE OSTEOMYELITIS DUE TO THIRD MOLAR EXTRACTION: A CASE REPORT

Erick Roberto Arzabe (Bolivia)

CAVERNOUS SINUS THROMBOSIS AS A COMPLICATION OF A HEAD AND NECK ODONTOGENIC INFECTION

Ilias Kouvaratis (Greece)

PREDICTABLY MANAGING AND PREVENTING ORBITAL HAEMORRHAGE - CAN WE AVOID SLEEPLESS NIGHTS ?

Simon Holmes (UK)

UNDERSTANDING THE RELATIONSHIP BETWEEN PERIODONTAL DISEASE, SOCIAL FACTORS, AND DIABETES IN SURGICAL SITE INFECTION IN THE FRACTURED MANDIBLE

Simon Holmes (UK)

FREE PAPER (ORAL) PRESENTATIONS

Friday, June 9, 2023

PERIODONTAL DISEASE AS A PRIMARY CAUSE OF SURGICAL SITE INFECTION IN FRACTURES OF THE MANDIBLE : IS SMOKING A CONFOUNDING VARIABLE

Simon Holmes (UK)

SURGICAL TREATMENT OF AN UNUSUAL ZYGOMATIC OSSIFYING FIBROMA: CASE REPORT AND LITERATURE REVIEW

Johann Krings Arratia (Mexico)

EXTRACAPSULAR DISSECTION BY THE STERNOCLEIDOMASTOID MUSCLE-PAROTID SPACE APPROACH REDUCES THE RISKS OF POSTPAROTIDECTOMY SALIVARY FISTULA

Lin Lan (China)

Meeting Room 13

13:30-15:00

Free Paper 14

ANAESTHESIA / TMJ / DYSFUNCTION / FACIAL PAIN

INFERIOR JOINT SPACE TMJ ARTHROSCOPY: BROADENING THE HORIZON OF ADVANCED OPERATIVE ARTHROSCOPY PROCEDURES

Christopher Ward (USA)

TRIGEMINOCARDIAC REFLEX TRIGGERED DURING TMJ ARTHROCENTESIS: A CASE SERIES

Balraj Kang (Canada)

CONSIDERATIONS FOR THE USE OF ALLOPLASTIC TEMPOROMANDIBULAR JOINT REPLACEMENT IN IRRADIATED PATIENTS : A REVIEW AND CASE REPORT PRESENTATION

Francesco Maffia (Italy)

TEMPOROMANDIBULAR JOINT DISORDER IN PEDIATRIC POPULATION: A SINGLE-CENTER EXPERIENCE

Francesco Maffia (Italy)

AMBULATORY ANESTHESIA PROTOCOL IN ORTHOGNATHIC SURGERY: A RETROSPECTIVE STUDY OF 100 PATIENTS

Omar A. Peña Ruiz Sr (Mexico)

ARTHROSCOPY VERSUS ARTHROCENTESIS AS TREATMENT FOR TEMPOROMANDIBULAR JOINT DISORDERS – A SYSTEMATIC REVIEW WITH META-ANALYSIS AND TRIAL SEQUENTIAL ANALYSIS

Yang Hang Tang (Netherlands)

ARTHROSCOPIC DISCECTOMY WITH TWO OPERATIVE CANNULAS. STEP-BY-STEP SURGICAL TECHNIQUE

Daniel Jerez (Chile)

MAXILLARY OSTEOMYELITIS INDUCED BY RHINOCEREBRAL MUCOMYCOSES FUNGAL INFECTION FROM TROPICAL COUNTRIES

Bianca Pulino (Brazil)

ARTIFICIAL INTELLIGENCE-BASED PREDICTION OF MALIGNANT TRANSFORMATION IN ORAL LEUKOPLAKIA AND ORAL LICHENOID MUCOSITIS

John Adeoye (Hong Kong SAR)

Meeting Room 19

13:30-15:00

Free Paper 15

COMPUTERIZED SURGERY / NAVIGATION / CAD CAM / IMAGING

CUSTOMIZING THE STOCK PROSTHESIS

Hether Khosa (USA)

RECONSTRUCTION OF MAXILLOFACIAL BONE DEFECTS USING PATIENT-SPECIFIC TITANIUM IMPLANTS : A LONG-TERM RESULT

Uilyong Lee (Korea)

FREE PAPER (ORAL) PRESENTATIONS

Friday, June 9, 2023

DEEP LEARNING FOR THE AUTOMATED ASSESSMENT OF THE CONDYLAR SEATING FROM CONE-BEAM COMPUTED TOMOGRAPHY IMAGES

Bo Berends (Netherlands)

SUBJECT-SPECIFIC JAW MUSCULOSKELETAL DYNAMIC SIMULATION

Jing Wang (China)

RIGHT MAXILLARY TUMOR WITH IMPACTED TEETH-COMPUTER AIDED SURGERY

Yeh Hsien (Taiwan)

AUTOMATED EXTRACTION OF 3D SOFT-TISSUE CEPHALOMETRIC LANDMARKS FROM 3D PHOTOS USING A THREE-STEP DIFFUSIONNET APPROACH

Freek Bielevelt (Netherlands)

DEVELOPMENT AND MULTIMODAL VALIDATION OF A NOVEL CRANIOFACIAL STATISTICAL SHAPE MODEL FOR THE VIRTUAL RECONSTRUCTION OF BILATERAL MAXILLARY DEFECTS

Kevin Zhou (Canada)

HOW CAN PANORAMIC RADIOGRAPHS AND ARTIFICIAL INTELLIGENCE SAVE LIVES?

Shiran Sudri (Israel)

ENDOSCOPICALLY ASSISTED ORBITAL FLOOR REPAIR VERSUS CONVENTIONAL REPAIR

Tayyaba Hameed (Pakistan)

Meeting Room 20

13:30-15:00

Free Paper 16

SURGICAL ONCOLOGY AND RECONSTRUCTION

A RARE CASE OF LACRIMAL GLAND SAC CARCINOMA AND REVIEW OF THE LITERATURE

Samyukta Sundar (UK)

NUT CARCINOMA – A RARE TUMOUR, HIGHLY INVASIVE AND LIKELY FATAL

Samyukta Sundar (UK)

PROGNOSTIC VALUE OF THE BASE OF TONGUE INVASION IN T2-T3 TUMORS AFFECTING THE MOBILE TONGUE

Chiara Paolantonio (Italy)

COMBINATION OF PEEK IMPLANTS AND FLAPS. A PROMISING APPROACH FOR LARGE DEFECTS IN THE CRANIAL REGION

Simon Enzinger (Austria)

CLINICAL STUDY OF A NOVEL DOUBLE-FLAP CLOSURE TECHNIQUE FOR PALATAL FISTULA USING THE HINGE AND PALATAL ISLAND FLAPS

Tougo Tanabe (Japan)

PHARYNGO-CERVICOSPINAL FISTULA WITH DESTRUCTIVE OSTEOMYELITIS OF THE CERVICAL SPINE AFTER LARYNGOPHARYNGECTOMY AND RADIOTHERAPY SUCCESSFULLY MANAGED WITH A VASCULARIZED FIBULA FREE FLAP

Willem Weijs (Netherlands)

MAXILLECTOMY CLASS II DEFECTS - SURGICAL RECONSTRUCTION VERSUS PROSTHETIC OBTURATION: WHAT IS THE EVIDENCE?

Srinivasa Chandra (USA)

ESTABLISHING A NEW MICROVASCULAR RECONSTRUCTIVE SERVICE

Murad Abdelraziq (Israel)

RECONSTRUCTION OF NEAR-TOTAL AND TOTAL DEFECTS OF THE LOWER LIP WITH NASOLABIAL FLAP CHIMERIC WITH BUCCAL MUSCLE-MUCOSA FLAP

Yi-Wei Zhong

FREE PAPER (ORAL) PRESENTATIONS

Saturday, June 10, 2023

Meeting Room 15	07:30-08:30	Free Paper 17
PEDIATRIC SURGERY		

A THREE-DIMENSIONAL GROWTH MODEL OF THE CONTEMPORARY MANDIBLE

Ruud Schreurs (Netherlands)

SURGICAL TECHNIQUE SELECTION FOR CHEILOPLASTY IN UNILATERAL CLEFTS

Oscar Hernández Baños (Mexico)

LONG-TERM FOLLOW-UP AFTER SURGICAL RECONSTRUCTION OF AGGRESSIVE MANDIBULAR TUMORS IN YOUNG CHILDREN

André Eckardt (Germany)

ENDONASAL INTUBATION FOLLOWING PHARYNGOPLASTY IN CLEFT PALATE PATIENTS: A NOVEL TECHNIQUE

Shawn Dodd (Canada)

PRIMARY LIP REPAIR AND RHINOPLASTY TECHNIQUE IN PATIENTS WITH UNILATERAL CLEFT LIP AFTER MAXILLARY ORTHOPEDICS IN

Gabriela Wong Romo (Mexico)

MICROSURGICAL PROCEDURES IN PEDIATRIC FACE RECONSTRUCTION

Krzysztof Dowgierd (Poland)

Meeting Room 13	07:30-08:30	Free Paper 18
MISCELLANEOUS		

A SURVEY OF TRACHEOSTOMY PERFORMED BY AN INDIVIDUAL ORAL AND MAXILLOFACIAL SURGEON OVER 20 YEARS

Leo Cheng (UK)

IS RE-EXCISION OF A CLOSE MARGIN FOR FACIAL SKIN CANCER A NECESSITY?

Caitlin McEvoy (UK)

FLEXFACS: AN ONLINE EDUCATIONAL RESOURCE FOR ORAL AND MAXILLOFACIAL SURGEONS IN THE UNITED KINGDOM

Montey Garg (UK)

"KALEIDOSCOPE"- THE CHANGING PATTERNS OF NHS OPERATING IN A BUSY TEACHING HOSPITAL PRE AND POST THE CORONAVIRUS PANDEMIC

Rutangi Hundia (UK)

ORAL SURGERY IN PATIENTS TAKING ORAL VITAMIN K ANTAGONISTS(VKAS) AND NON-VITAMIN K ANTAGONIST ORAL ANTICOAGULANTS (NOACS)

Jae Il Lee (Korea)

Meeting Room 19	07:30-08:30	Free Paper 19
MISCELLANEOUS		

BIOCOMPATIBILITY AND DEGRADATION OF FOUR BIODEGRADABLE OSTEOSYNTHESIS SYSTEMS: A GOAT MODEL WITH FOUR YEARS FOLLOW-UP

Barzi Gareb (Netherlands)

A PROSPECTIVE AUDIT OF PRE-OPERATIVE ASSESSMENTS PRIOR TO ELECTIVE SURGERY IN KING'S COLLEGE HOSPITAL UK

Serena Dodhia (UK)

FREE PAPER (ORAL) PRESENTATIONS

Saturday, June 10, 2023

PATIENT RELATED OUTCOME MEASURES IN TEMPOROMANDIBULAR JOINT SURGERY COMPARED TO OTHER SURGICAL FIELDS

Niall Niall McLeod (UK)

DO CANNABIS USERS REQUIRE MORE ANESTHESIA DURING THIRD MOLAR REMOVAL UNDER INTRAVENOUS GENERAL ANESTHESIA WHEN COMPARED TO NON-USERS?

Kanvar Panesar (USA)

THE USE OF THE ALIGNERS IN ORTHOGNATHIC SURGERY: A TOMOGRAPHIC FOLLOW UP OF THE CONDYLAR HEALING

Pablo Cornelius Comelli Leite (Brazil)

Meeting Room 20	07:30-08:30	Free Paper 20
MISCELLANEOUS		

OCULOCEREBRORENAL DYSTROPHY ASSOCIATED TO MANDIBULAR KERATOCYST: A CASE REPORT

Ana Hernandez Salizar (Mexico)

PATIENT SPECIFIC 3D-PRINTED SURGICAL GUIDES FOR AUTOLOGOUS AURICULAR RECONSTRUCTION: THE "ROBERT-HOUDIN AURICLE BOX" CONCEPT

Laurent Ganry (USA)

EFFICACY AND SAFETY OUTCOMES OF BLEOMYCIN IN THE TREATMENT OF MAXILLOFACIAL ARTERIOVENOUS MALFORMATION

Yunan Liu

OMFS LEADING QUALITY IMPROVEMENT BY HELPING TOO TYRED DOCTORS

Mervyn Huston (Ireland)

Meeting Room 15	08:30-10:00	Free Paper 21
DENTOALVEOLAR / IMPLANTOLOGY		

CORONECTOMY VERSUS TOTAL REMOVAL OF THE LOWER THIRD MOLAR IN PERIODONTAL HEALING AT THE DISTAL OF THE SECOND MOLAR: THE PILOT STUDY OF A RANDOMIZED CONTROLLED TRIAL

Yiu Yan Mike Leung (Hong Kong SAR)

GLABELLA IMPLANT - A TOOL FOR ACHIEVING TRIPODIZATION AND ENHANCING PROGNOSIS OF RESECTED JAWS REHABILITATION

Vivek Gaur (India)

CLINICAL & RADIOLOGICAL EVALUATION OF THE OUTCOME OF OSSEODENSIFICATION DRILLING VERSUS CONVENTIONAL DRILLING AFTER IMPLANT PLACEMENT : A PROSPECTIVE STUDY

Ramandeep Bhullar (India)

FREE GINGIVAL GRAFT: A CRITICAL PART OF IMPLANT REHABILITATION AFTER JAW RECONSTRUCTION

Ruilu Li (China)

INTRODUCTION OF THE NEW PROCEDURE OF TOOTH AUTOTRANSPLANTATION WITH SINUS FLOOR ELEVATION

Yusuke Matsuzawa (Japan)

THIRD MOLAR AGENESIS: EPIDEMIOLOGY AND ENVIRONMENTAL RISK FACTORS IN A DUTCH POPULATION

Justin van der Tas (Netherlands)

AN INNOVATIVE APPROACH FOR PLACING DENTAL IMPLANTS IN PATIENTS WITH DIABETES MELLITUS

Elmar Aliyev (Azerbaijan)

UTILIZING ROBOTIC TECHNOLOGY TO PLACE DENTAL IMPLANTS

Leslie Fish (USA)

FREE PAPER (ORAL) PRESENTATIONS

Saturday, June 10, 2023

Meeting Room 9	08:30-10:00	Free Paper 22
TRAUMA / INFECTION		

ASSESSING QUALITY OF LIFE IN FACIAL TRAUMA PATIENTS

Simon Holmes (UK)

WHITHER THE POOR EYELID - TO ORBIT OR NOT TO ORBIT - THAT IS THE QUESTION

Simon Holmes (UK)

QUANTIFYING FACIAL SOFT TISSUE INJURIES TO ALLOW RISK ADJUSTMENT FOR OUTCOME AND PROCESS

Simon Holmes (UK)

ORBITAL FLOOR RECONSTRUCTION – VARIOUS TREATMENT MODALITIES

Shadab Mohammad (India)

FACIAL TRAUMA IN THE NATIONAL HOCKEY LEAGUE (NHL)

Jose Sifuentes-Cervantes (USA)

THE ENDOSCOPIC REDUCTION OF MEDIAL ORBITAL WALL FRACTURES: OUR EXPERIENCE

Francesco Maffia (Italy)

A NOVEL COATING ONTO LEONARD BUTTONS; SURGICAL SITE INFECTION PREVENTION IN MANDIBULAR FRACTURES

Hawraa Alostath (UK)

Meeting Room 10	08:30-10:00	Free Paper 23
CRANIOMAXILLOFACIAL / CLEFT-SLEEP DISORDERS / COSMETIC SURGERY		

AR FACE TRACKING FOR BOTULINUM TOXIN INJECTION

Seong Yong Moon (South Korea)

REORIENTATION OF NASAL LIGAMENTS DURING SECONDARY RHINOPLASTY IN PATIENTS WITH CLEFT LIP NOSE DEFORMITY

Nigar Sultanova (Azerbaijan)

TECHNICAL MODIFICATION OF ENDOSCOPIC CRANIECTOMY FOR EXAGGERATED SCAPHOCEPHALIC PHENOTYPE OF SAGITTAL CRANIOSYNOSTOSIS

Jonathan Rhodes Leary (USA)

THE NOVEL USE OF SONOPET ULTRASONIC ASPIRATOR IN ENDOSCOPIC SUTURECTOMY FOR METOPIC CRANIOSYNOSTOSIS

Izabela Tarasiewicz (USA)

HELICAL MAXILLARY DISTRACTOR TO IMPROVE THE OUTCOME OF MAXILLARY DISTRACTION OSTEOGENESIS

Jaime Gateno (USA)

HELICAL MANDIBULAR DISTRACTOR TO IMPROVE THE OUTCOME OF MANDIBULAR DISTRACTION OSTEOGENESIS

Jaime Gateno (USA)

ENDOSCOPIC REMOVAL OF FOREHEAD OSTEOMAS

Joseph Niamtu (USA)

TRANSFOLLICULAR BROW AND FOREHEAD LIFT

Joseph Niamtu (USA)

EFFECT OF DELAYED HARD PALATE CLOSURE ON MAXILLARY GROWTH IN PATIENTS WITH CLEFT LIP, ALVEOLUS AND PALATE COMPARED TO EARLIER PALATAL REPAIR

Mona Haj (Netherlands)

FREE PAPER (ORAL) PRESENTATIONS

Saturday, June 10, 2023

Meeting Room 11	08:30-10:00	Free Paper 24
PATHOLOGY / SALIVARY GLANDS		

SUBLINGUAL GLAND ONCOCYTOMA – MANAGEMENT AND LITERATURE REVIEW

Sacha Clark (USA)

INFILTRATION CHARACTERISTICS AND CLINICAL SIGNIFICANCE OF M2 MACROPHAGE IN HEAD AND NECK MULTIPLE PRIMARY CANCERS

Lin Wang (China)

ERYTHEMA MULTIFORME : FROM EXAMINATION TO DIAGNOSIS. A CASE REPORT

Yasmine Hanine (Morocco)

INTRAORAL VS. EXTRAORAL APPROACHES FOR THE SURGICAL TREATMENT OF MANDIBULAR PERIPHERAL OSTEOMAS - A STUDY OF 4 CASES

Berker Doganer (Turkey)

CLINICAL VALIDATION OF A QUANTITATIVE BIOMARKER-BASED RISK ASSAY TO PREDICT ORAL CANCER

Jason Hwang (Canada)

MINIMALLY INVASIVE SURGERY IN THE MANAGEMENT OF SALIVARY GLANDULAR INFLAMMATORY PATHOLOGY

Fernando Almeida-Parra (Spain)

ATORVASTATIN PREVENTS MEDICATION-RELATED OSTEONECROSIS OF THE JAW IN RATS

Filip Koneski (North Macedonia)

A CASE SERIES OF 5 PAROTIDECTOMY PATIENTS WITH PARAUMBILICAL FAT GRAFTS

Shivanjali Pandya (UK)

IMPLANT-SUPPORTED SUCCESS AFTER ACTIVE DECOMPRESSION AND SUGGOSTEOGENESIS THERAPY, A NEW ALTERNATIVE FOR AN EDENTULOUS PATIENT WITH ODONTOGENIC KERATOCYST

Jorge Autran Martinez (Puerto Rico)

Meeting Room 12	08:30-10:00	Free Paper 25
MISCELLANEOUS		

THE IMPORTANCE OF DYNAMIC 3D ASSESSMENT OF EAGLE SYNDROME. REVIEW OF DIAGNOSTIC PROCEDURES

Francesco Saverio De Ponte (Italy)

IMPROVING THE QUALITY OF OPERATIVE NOTES IN ORAL AND MAXILLOFACIAL SURGERY BY INTRODUCING AN ELECTRONIC PROFORMA: A QUALITY IMPROVEMENT PROJECT

Haleema Rashid (UK)

LONG-TERM IN VIVO AND IN VITRO CORROSION OF A WE43-BASED OSTEOSYNTHESIS SYSTEM WITH AND WITHOUT PEO-SURFACE MODIFICATION

Carsten Rendenbach (Germany)

THE GLOBAL DISTRIBUTION OF ORAL AND MAXILLOFACIAL SURGEONS: A MIXED-METHODS STUDY

Gerardo Alvarez (USA)

A REPORT OF THE QUALITY AND OUTCOMES IN ORAL AND MAXILLOFACIAL SURGERY IN THE UNITED KINGDOM

Geoff Chiu (UK)

FREE PAPER (ORAL) PRESENTATIONS

Saturday, June 10, 2023

Meeting Room 13	08:30-10:00	Free Paper 26
SURGICAL ONCOLOGY AND RECONSTRUCTION		

NEW RESULTS FOR MANDIBULAR RECONSTRUCTION OF THE ILIOLUMBAR ARTERY ILIAC CREST FREE FLAP
Xiao-Ming Lyu (China)

IMMEDIATE DENTAL IMPLANTS IN JAW RECONSTRUCTION: A PILOT STUDY
Pak Chuen Patrick Tai (Hong Kong SAR)

FREE FLAP MAXILLOMANDIBULAR RECONSTRUCTION WITH IMMEDIATE PROSTHODONTIC REHABILITATION: A SINGLE-CENTER COHORT SERIES
Alexander De Moor (Belgium)

CAN PALATAL STENTS BE 3D PRINTED FOR BENIGN AND LOW-GRADE MALIGNANT PALATAL SALIVARY GLAND EXTIRPATION SURGERY?
Sarah Moles (USA)

RETHINKING EXPOSED RECON PLATES; OUR EXPERIENCE
Mervyn Huston (UK)

MARGINAL AND SEGMENTAL MANDIBULECTOMY AND BONE INVASION IN PATIENTS WITH ORAL SQUAMOUS CELL CARCINOMA. COMPARATIVE STUDY OF SURVIVAL IN 123 PATIENTS
Francisco Gálvez Prieto (Spain)

ENDOVASCULAR COVERED STENT GRAFT FOLLOWED BY SURGERY FOR MANAGEMENT OF REGIONAL RECURRENT HEAD-AND-NECK CANCER WITH CAROTID ARTERY TUMOR ENCASEMENT
Jie Chen

MANAGEMENT OF DIFFICULT RECIPIENT VESSEL PREPARATION IN MICROSURGICAL RECONSTRUCTION FOR ORAL AND MAXILLOFACIAL DEFECTS WITH FREE FLAPS
Can-hua Jiang

DEHYDROEPIANDROSTERONE FACILITATES PD-L1 ANTIBODIES IN INHIBITING CANCER GROWTH BY IMPROVING THE IMMUNE MICROENVIRONMENT
Yifei Wang (China)

Meeting Room 19	08:30-10:00	Free Paper 27
COMPUTERIZED SURGERY / NAVIGATION / CAD CAM / IMAGING		

HYBRID MUCOADHESIVE POLYMER/LIPID DRUG DELIVERY SYSTEMS FOR TREATING ORAL CANCERS
Yasmin Ghantus (Israel)

TOMOGRAPHIC LOCALIZATION OF THE MEDIAN LINGUAL FORAMEN AND MEDIAN LINGUAL CANAL IN ORTHOGNATHIC SURGERY PATIENTS
Alexandre Borba (Brazil)

FULL IN-HOUSE THREE-DIMENSIONAL CRANIOSYNOSTOSIS PLANNING PROTOCOL: TECHNICAL NOTE AND ILLUSTRATIVE CASE SERIES
Giovanni Audino (Belgium)

RESECTION OF MIDFACIAL TUMORS ASSISTED BY VIRTUAL PLANNING BASED ON CT/MRI MULTIMODAL IMAGE FUSION
Lei-Hao Hu (China)

DIGITAL WORKFLOW IN ORBITAL TRAUMA MANAGEMENT: OUR EXPERIENCE
Eduardo Sánchez-Jáuregui Alpañés (Spain)

IN-HOUSE CUSTOMIZATION OF 350 LE-FORT 1 OSTEOTOMIES. WHAT HAVE WE LEARNED?
Luis Quevedo (Chile)

FREE PAPER (ORAL) PRESENTATIONS

Saturday, June 10, 2023

ACCURACY EVALUATION OF THE COMPUTER-AIDED-DESIGNED TOOTH-SUPPORTED MANDIBLE SURGICAL GUIDE PLATE BASED ON CT, CBCT, AND INTRAORAL SCANNING
Yi-Wei Zhong (China)

FACIAL SCANNING WITH HANDHELD STRUCTURED LIGHT SCANNER VERSUS A STATIC STEREOPHOTOGRAMMETRY SYSTEM. A COMPARISON BETWEEN THREE 3D SURFACE IMAGING SYSTEMS
Jan Aart Schipper (Netherlands)

EVALUATION OF THE ACCURACY OF COMPUTER-GUIDED REDUCTION USING MANUALLY ADAPTED MINI-PLATES ON STEREOLITHOGRAPHIC MODELS IN ORBITO-ZYGOMATICO-MAXILLARY COMPLEX FRACTURES - A PILOT STUDY
Ritvi Bagadia (India)

Meeting Room 20	08:30-10:00	Free Paper 28
ORTHOGNATHIC SURGERY		

RETROSPECTIVE ANALYSIS OF THE VOLUME OF THE PHARYNGEAL AIRWAY CHANGES IN OBSTRUCTIVE SLEEP APNEA (OSA) SUBJECTS WHO UNDERWENT MAXILLOMANDIBULAR ADVANCEMENT (MMA) SURGERY
Sharon Aronovich (USA)

ACCURACY AND STABILITY OF CUSTOMIZED MINIMALLY INVASIVE ORTHOGNATHIC SURGERY: PRELIMINARY RESULTS
Matheus Spinella (Brazil)

PATIENT SPECIFIC IMPLANTS IN ORTHOGNATHIC SURGERY - ASSESSMENT OF PLANNING AND SURGICAL OUTCOMES
Miller Smith (Canada)

TECHNICAL NOTES ON MINIMALLY INVASIVE ORTHOGNATHIC SURGERY IN THE MANDIBLE
Matheus Spinella (Brazil)

AESTHETIC CONSIDERATIONS IN GUIDED MINIMALLY INVASIVE GENIOPLASTY
Matheus Spinella (Brazil)

CAD CAM ASSISTED ORTHOGNATHIC SURGERY
Jin-Young Choi

EVALUATION OF NASOLABIAL SOFT TISSUE CHANGES AFTER SUBSPINAL LE FORT I OSTEOTOMY WITHOUT CINCH SUTURE OR V-Y CLOSURE
Selin Çelebi (Turkey)

UPPER AIRWAY STABILITY AFTER BIMAXILLARY CCW SURGERY
Alejandro Martínez Garza (Mexico)

ACCURACY OF REDUCED SIZE GUIDE AND PSI FOR MAXILLARY ADVANCEMENTS
Waldemar Polido (USA)

Meeting Room 15	13:30-15:00	Free Paper 29
DENTOALVEOLAR / IMPLANTOLOGY		

ENDOSCOPIC EXTRACTION OF COMPLICATED MANDIBULAR THIRD MOLARS ASSOCIATED WITH SOMATOSENSORY CHANGES AFTER EXTRACTION
Xiangliang Xu (China)

DOES DURATION OF MANDIBULAR THIRD MOLAR DISIMPACTION AFFECT THE HAEMODYNAMICS PARAMETERS?
Moradeke Alonge (Nigeria)

FREE PAPER (ORAL) PRESENTATIONS

Saturday, June 10, 2023

ATTENTIVE AND ACCURATE WAY TO PLACE ZYGOMATIC IMPLANTS USING S-A-F-E ZYGOMA PROTOCOL- A NOVEL TECHNIQUE

Seelam Chakravarthy (India)

EFFECT OF ZOLEDRONIC ACID ON THE OSTEOGENIC DIFFERENTIATION OF HUMAN BONE MARROW STEM CELLS (HBMSCS) AND BONE REPAIR

Henrique Hadad (Brazil)

IMPROVING IMPLANTATION ACCURACY WITH SMALL ORAL APERTURES USING A VISUAL DIRECTION-INDICATING GUIDE (VDING)

Ye Liang (China)

AUTOMATIC RISK SCORING FOR ORO-ANTRAL PERFORATION IN UPPER THIRD MOLAR REMOVAL USING DEEP LEARNING

Henk Degen (Netherlands)

OFFICE-BASED VIRTUAL SURGICAL PLANNING FOR DENTAL IMPLANT SURGERY

Chad Sampson (Canada)

MANDIBULAR THIRD MOLAR EXTRACTIONS ASSISTED BY CORONECTOMY AND MICRO-IMPLANT ANCHORAGE TRACTION: A CLINICAL STUDY ON THE COMPLICATIONS

Nian-hui Cui (China)

Meeting Room 9

13:30-15:00

Free Paper 30

ORTHOGNATHIC SURGERY

CASE REPORT: SEGMENTAL MANDIBULAR ADVANCEMENT FOR TREATMENT OF SEVERE OBSTRUCTIVE SLEEP APNEA

Chi Ching Joan Wan (Hong Kong SAR)

SUBMENTAL INTUBATION IN ORTHOGNATHIC SURGERY: A 17 YEAR EXPERIENCE

Sieu Ming Ng (UK)

CONDYLAR RESORPTION VS ADAPTATION POSTERIOR TO BIMAXILLARY CCW IN THE PRESENCE OF TMJ PATHOLOGY WITHOUT TMJ SURGERY

Alejandro Martínez Garza (Mexico)

LATERAL NASAL REPOSITION OSTEOATOMY: DESCRIPTION OF THE TECHNIQUE

Gleisse Wantowski (Brazil)

IS THE CHIN POSITION RELATED TO THE MAXILLARY ACCURACY DURING ORTHOGNATHIC SURGERY?

Fernando Antonini (Brazil)

FACIAL PLANNING IN TWO STAGES: ORTHOGNATHIC SURGERY AND OROFACIAL HARMONIZATION

Gleisse Wantowski (Brazil)

MANDIBULAR STABILITY IN CLASS II ANTERIOR OPEN-BITE PATIENTS WITH TEMPOROMANDIBULAR DISORDERS, TREATED WITH BIMAXILLARY COUNTERCLOCKWISE ROTATION AND ARTHROCENTESIS

Alejandro Martínez Garza (Mexico)

ORTHOGNATHIC SURGERY AFTER REPLANTATION OF EXCISED BONE MIXED WITH ADVANCED PLATELET FIBRIN IN ADULT CHERUBISM PATIENT: A CASE REPORT

Sheng Wang (Taiwan)

PROLONGED MAXILLOMANDIBULAR FIXATION IS NO LONGER REQUIRED FOR INTRAORAL VERTICAL RAMUS OSTEOATOMY

Yang Zhang (Singapore)

FREE PAPER (ORAL) PRESENTATIONS

Saturday, June 10, 2023

Meeting Room 10

13:30-15:00

Free Paper 31

TRAUMA / INFECTION

TOOTH ANKYLOSIS

Dominika Gedeonová (Czech Republic)

THE TRUE COST OF THE INFECTED FRACTURED MANDIBLE

Simon Holmes (UK)

THE ROLE OF THE DENTAL HYGIENE AND THERAPIST (DHT) IN SUPPORTING ACUTE FACIAL TRAUMA PATIENTS

Simon Holmes (UK)

THE IMPACT OF DENTAL DECAY IN SURGICAL SITE INFECTION (SSI) IN MANDIBULAR FRACTURE MANAGEMENT

Simon Holmes (UK)

ASSESSING OUTCOMES OF NON-OPERATIVE MANAGEMENT OF NON-CONDYLAR MANDIBULAR FRACTURES: A SYSTEMATIC REVIEW

Junaid Rashid (UK)

RETROSPECTIVE ANALYSIS OF FRONTAL BONE/SINUS FRACTURES AND SURGICAL MANAGEMENT

Simon Holmes (UK)

MEDICAL AND DENTAL PROFESSIONALS ARE NOT EQUIPPED IN DEALING WITH A HIDDENED GLOBAL CHILD ABUSE AND PUBLIC HEALTH ISSUE "INFANT ORAL MUTILATION

Leo Cheng (UK)

Meeting Room 12

13:30-15:00

Free Paper 32

CRANIOMAXILLOFACIAL / CLEFT-SLEEP DISORDERS / COSMETIC SURGERY

THE COMPUTED CRANIAL FOCAL POINT IN SAGITTAL, METOPIC AND UNICORONAL SYNOSTOSIS

Sontje Schaal (Netherlands)

INTRATER RELIABILITY OF CRANIOFACIAL MICROSOPIA CLASSIFICATION

Alfred Becking (Netherlands)

INFLUENCE OF SURGEON EXPERIENCE ON SURGICAL OUTCOME OF MAXILLOMANDIBULAR ADVANCEMENT FOR OBSTRUCTIVE SLEEP APNEA

Jean-Pierre Ho (Netherlands)

CLINICAL APPLICATION OF FOUR-DIMENSIONAL COMPUTED TOMOGRAPHY FOR THE PREOPERATIVE EVALUATION OF VELOPHARYNGEAL CLOSURE FUNCTION

Yoshikazu Kobayashi (Japan)

PREDICTION MODELLING FOR SURGICAL SUCCESS OF MAXILLOMANDIBULAR ADVANCEMENT FOR THE TREATMENT OF OBSTRUCTIVE SLEEP APNEA

Sophie van de Vijfeijken (Netherlands)

APPLICATION OF BOTULINUM TOXIN AT THE YONSEI POINT FOR THE TREATMENT OF GUMMY SMILE: A RANDOMIZED CONTROLLED TRIAL

Xi Gong

SMART MANDIBULAR ADVANCEMENT DEVICES, A SYSTEMATIC REVIEW OF LITERATURE

Joshua Yang (Netherlands)

SILICONE CHEEK IMPLANTS FOR MIDFACE AUGMENTATION

Joseph Niamtu (USA)

PROGNOSIS OF THE MAXILLARY CENTRAL INCISORS IN PATIENTS WITH BILATERAL CLEFT LIP AND PALATE

Bonnie Padwa (USA)

FREE PAPER (ORAL) PRESENTATIONS

Saturday, June 10, 2023

Meeting Room 13	13:30-15:00	Free Paper 33
CRANIOMAXILLOFACIAL / CLEFT-SLEEP DISORDERS		

LATERAL APPROACH IS A MORE AESTHETICAL OPTION FOR RADICAL RESECTION OF BSCC: ASSESSMENT OF ITS SURGICAL, ONCOLOGICAL, FUNCTIONAL, AND AESTHETIC OUTCOMES

Ning Li (China)

THE USE OF HYALURONIC ACID FOR THE AUGMENTATION OF SOFT TISSUE IN IRRADIATED TISSUE

Renée Helmers (Netherlands)

ASSOCIATION OF LOW SKELETAL MUSCLE MASS AND SYSTEMIC INFLAMMATION WITH SURGICAL COMPLICATIONS AND SURVIVAL AFTER MICROVASCULAR FLAP RECONSTRUCTION IN PATIENTS WITH HEAD AND NECK CANCER

Najiba Chargi (Netherlands)

STANDARDIZED OSTEOTOMY GUIDES FOR RECONSTRUCTION OF CONTINUOUS DEFECTS OF THE JAWS – A SIMPLIFIED METHOD

Martin Bengtsson (Sweden)

SURGEON LED INTRAOPERATIVE PROSTHETIC CONVERSION IN THE JAW IN A DAY TECHNIQUE - A NOVEL APPROACH USING THE FIBICULATOR AND STACKED BONE GUIDE

Baber Khatib

DOUBLE FREE FLAPS RECONSTRUCTION FOR EXTENSIVE COMPOSITE DEFECTS IN ADVANCED-STAGED HEAD & NECK CANCER: DECISION MAKING & CASE SERIES

Theodore Kao (Taiwan)

APPLICATION OF THE POSTEROMEDIAL THIGH FLAP FOR ORAL AND MAXILLOFACIAL DEFECT RECONSTRUCTION

Wei He (China)

MANAGEMENT OF POST-OPERATIVE PERI-IMPLANT REACTIVE TISSUES FOLLOWING FIBULA FREE FLAP RECONSTRUCTION

Samuel Raffaelli (USA)

ONE-STAGE MANDIBULAR RECONSTRUCTION WITH FREE ILIAC FLAP AND IMMEDIATE IMPLANT-SUPPORTED PROSTHESIS

Xiaofeng Shan (China)

Meeting Room 19	13:30-15:00	Free Paper 34
ANAESTHESIA / TMJ / DYSFUNCTION / FACIAL PAIN / ORTHOGNATHIC SURGERY		

MINIPROSTHESIS: A NEW CONCEPT IN TMJ REPLACEMENT

Carlos Martínez-Gimeno (Spain)

SEPTOCAINE (ARTICAINE 4% HCL 1:100:000 EPINEPHRINE); A LOCAL ANESTHETIC TO AVOID USING IN PATIENTS SUFFERING FROM TRIGEMINAL NEURALGIA (TIC DOULOUREUX) RINE

Anastasia Depounti (USA)

CLINICAL AND RADIOLOGICAL OUTCOMES OF CHINESE CUSTOMIZED THREE-DIMENSIONALLY PRINTED TOTAL TEMPOROMANDIBULAR JOINT PROSTHESES: A PROSPECTIVE CASE SERIES STUDY

Shanyong Zhang (China)

OUTCOMES OF TEMPOROMANDIBULAR JOINT REPLACEMENT USING A PREAURICULAR INCISION WITH ENDOSCOPIC ASSISTANCE

Miles Somers (Australia)

FREE PAPER (ORAL) PRESENTATIONS

Saturday, June 10, 2023

Meeting Room 20	13:30-15:00	Free Paper 35
CRANIOMAXILLOFACIAL / CLEFT-SLEEP DISORDERS / COSMETIC SURGERY		

TOMOGRAPHIC FEATURES OF PETROTYMPANIC FISSURE IN PATIENTS WITH SECONDARY TINNITUS - INTERNAL DERANGEMENT OF TMJ AS A TRIGGERING FACTOR?

Caio Pazziani (Brazil)

CLINICAL OUTCOME OF THE STEPPED APPROACH FOR THE MANAGEMENT OF THE TEMPOROMANDIBULAR JOINT OSTEOARTHRITIS

Na Ri Son (Korea)

STUDYING POSITIONAL CHANGES OF DISC-CONDYLAR-FOSSA COMPLEX IN ADDWOR PATIENTS AFTER DISC REPOSITIONING SURGERY

Han Fang (China)

ANALYSIS OF OUTCOMES OF TMJ NEEDLE ARTHROCENTESIS AND DIAGNOSTIC ARTHROSCOPY WITH INTRA-ARTICULAR MORPHINE INJECTION

Dirk Brandsma (UK)

Meeting Room 20	13:30-15:00	Free Paper 35
CRANIOMAXILLOFACIAL / CLEFT-SLEEP DISORDERS / COSMETIC SURGERY		

INNOVATIVE APPROACHES IN DIGITAL PLANNING: HOW CAN WE DO BETTER IN TUMOR TREATMENT AND ASYMMETRY CORRECTION?

Meng Yen Chen (Taiwan)

3D PHOTO ALIGNMENT FOR CRANIOSYNOSTOSIS USING DEEP LEARNING BASED SELLA TURCICA APPROXIMATION

Freek Bielevelt (Netherlands)

EVALUATION OF THE ACCURACY OF COMPUTER-GUIDED REDUCTION USING MANUALLY ADAPTED MINI-PLATES ON STEREOLITHOGRAPHIC MODELS IN ORBITO-ZYGOMATICO-MAXILLARY COMPLEX FRACTURES - A PILOT STUDY

Ritvi Bagadia (India)

1 YEAR EXPERIENCE WITH THE SYMANI MICROSURGERY ROBOT. AN OVERVIEW OF THE PROCEDURES PERFORMED

Simon Enzinger (Austria)

LOOP-X! THE FIRST 150 CASES OF INTRAOPERATIVE CONEBEAM-CT

Simon Enzinger (Austria)

DIMENSIONAL ACCURACY OF 3D-PRINTED PATIENT-SPECIFIC TITANIUM SURGICAL PLATES AND COMPARISON OF DIFFERENT MEASURING METHODS

Teddy Weifa Yang (Hong Kong SAR)

PRESURGICAL MAXILLARY SEGMENTED ORTHODONTICS. A SIMPLE CONCEPT TO PREVENT RELAPSE OF SEGMENTED LEFORT 1 OSTEOTOMY FOR MAXILLARY EXPANSION

Daniel Ricard (Canada)

MANDIBULAR STABILITY AFTER SAGITTAL SPLIT RAMUS OSTEOTOMY WITH HYBRID TECHNIQUE IN ASYMMETRIC PATIENTS

Hoonje Chang (Korea)

SIMULTANEOUS TEMPOROMANDIBULAR JOINT REPLACEMENT AND ORTHOGNATHIC SURGERY

Ghaly Adly Ghaly (UK)

FREE PAPER (ORAL) PRESENTATIONS

Sunday, June 11, 2023

Ballroom B	07:30-08:30	Free Paper 36
SURGICAL ONCOLOGY AND RECONSTRUCTION		

RISK FACTORS OF POSTOPERATIVE INCISION INFECTION IN PATIENTS WITH ORAL AND MAXILLOFACIAL MALIGNANT TUMORS AND INTERVENTION STRATEGIES

Xiaoqin Bi (China)

EVALUATION OF THE RESULTS OF IPSILATERAL AND CONTRALATERAL PEDICLED SUBMENTAL FLAPS FROM THE ONCOLOGICAL AND RECONSTRUCTIVE POINT OF VIEW

Richard Pink (Czech Republic)

RECURRENT ANTERIOVENOUS MALFORMATION OF THE MANDIBLE, A CASE REPORT

Hooman Khanzadeh (Iran)

AESTHETIC RECONSTRUCTION OF ONCO-SURGICAL MANDIBULAR DEFECTS USING FREE FIBULAR FLAP WITH AND WITHOUT CAD/CAM CUSTOMIZED OSTEOTOMY GUIDE

Mohammed Al-Sabahi (Egypt)

ROLE OF FLUORESCENCE VISUALIZATION FOR ORAL CANCER AND ORAL POTENTIALLY MALIGNANT DISORDERS

Takamichi Morikawa (Japan)

Ballroom C	07:30-08:30	Free Paper 37
SURGICAL ONCOLOGY AND RECONSTRUCTION		

DETECTION OF VOLATILE SULFUR COMPOUNDS (VSCS) IN EXHALED BREATH AS A POTENTIAL DIAGNOSTIC METHOD FOR ORAL CANCER

Mohammed Mousa H Bakri (Saudi Arabia)

3D GUIDED PLACEMENT OF ZYGOMATIC IMPLANTS IN MAXILLARY RECONSTRUCTION; ACCURACY AND IMPLANT SURVIVAL ANALYSIS

Sebastiaan de Visscher (Netherlands)

EFFICACY OF TRACHEOSTOMY FOR RESPIRATORY MANAGEMENT IN PATIENTS WITH ADVANCED ORAL CANCER

Uk Kyu Kim (Korea)

"ROCK, PAPER, SCISSORS", AN AGE-OLD GAME GUIDING YOUNG SURGEONS TO DESIGN FIBULA, SCAPULA AND DCIA OSSEOUS FREE FLAPS

Laurent Ganry (USA)

COMPLICATIONS ASSOCIATED WITH DEXMEDETOMIDINE UPON EMERGENCE FROM ANESTHESIA FOLLOWING MICROVASCULAR HEAD AND NECK RECONSTRUCTION

John Le (USA)

Meeting Room 1	07:30-08:30	Free Paper 38
TRAUMA / INFECTION		

RETROSPECTIVE ANALYSIS OF MAXILLARY FRACTURES TO PROGNOSTICATE FOR CORRECTIVE ORTHOGNATHIC SURGERY?

Simon Holmes (UK)

ACQUIRED SIMULATED BROWN SYNDROME RESOLVED BY FRACTURE REDUCTION

Simon Holmes (UK)

POST COVID -19 CRANIO-MAXILLOFACIAL MUCORMYCOSIS IN A SINGLE MAXILLOFACIAL SURGERY UNIT: 1100 & STILL COUNTING!

Sonal Anchlia (India)

FREE PAPER (ORAL) PRESENTATIONS

Sunday, June 11, 2023

Meeting Room 3	07:30-08:30	Free Paper 39
MISCELLANEOUS		

RETROSPECTIVE ANALYSIS OF CERVICAL ABSCESS DRAINAGE FAILURE

Anne-Sophie Grenon-Girard (Canada)

COMPLEX REVISION OF THE PREVIOUSLY RECONSTRUCTED POST-TRAUMATIC ORBITAL FLOOR: SHOULD WE BE REVISITING THE ANTERIOR ORBITOTOMY IN THE DIGITAL AGE?

Simon Holmes (UK)

Meeting Room 3	07:30-08:30	Free Paper 39
MISCELLANEOUS		

DENTAL EXTRACTIONS ARE A SIGNIFICANT RISK FACTOR FOR BONE INVASION IN GINGIVAL CARCINOMAS

Jonathan Shum (USA)

AMELOBLASTOMA OF THE MANDIBLE: PRESERVATION SURGERY WITH CARNOY'S SOLUTION AND 5-FU

Charles Sia (Philippines)

TREATMENT OF CENTRAL GIANT CELL GRANULOMA: A SINGLE CENTER RETROSPECTIVE EXPERIENCE

Karen Carver (USA)

MANDIBULAR MYXOMA: NON-VASCULARIZED RECONSTRUCTION. CASE REPORT

Valeria Gonzalez (Mexico)

COMPLICATION RATES AND CLINICAL OUTCOME AFTER OSTEOSYNTHESIS OF MANDIBULAR RECONSTRUCTIONS USING 3D-PRINTED, PATIENT-SPECIFIC MINIPLATES

Kilian Kreutzer (Germany)

THE USE OF CUSTOMIZED TITANIUM PLATE IN THE RECONSTRUCTION OF THE MANDIBULAR DEFECT SECONDARY TO GUN SHOT WOUND

Mario E. Esquillo (Philippines)

Meeting Room 8	07:30-08:30	Free Paper 40
MISCELLANEOUS		

MANDIBULAR RECONSTRUCTION IN DIFFERENT TYPE OF DEFECTS IN CHILDREN AND YOUNG ADULTS

Krzysztof Dowgierd (Poland)

6 YEARS OF OPERATIVE EXPERIENCE OF PAEDIATRIC TRAUMA IN THE UK

Alex Green (UK)

GROWTH EVALUATION AFTER VIRTUAL MANDIBLE POSITION GUIDED COSTOCHONDRAL GRAFT COMBINED WITH FUNCTIONAL APPLIANCE IN CHILDREN WITH TEMPOROMANDIBULAR JOINT ANKYLOSIS

Shuo Chen (China)

PAEDIATRIC ORBITAL FRACTURES: A REVIEW OF OUTCOMES

Hannah Lawler (UK)

"SCAPHOCEPHALY: CASE REPORT, TREATMENT AND OUTCOME"

Jorge Antúnez Trevino (Mexico)

INCORPORATION OF PERFORATOR AND SKIN PADDLE IN VIRTUAL SURGICAL PLANNING OF COMPOSITE OSTEOCUTANEOUS FIBULAR FREE FLAPS IN COMPLEX MAXILLARY DEFECT RECONSTRUCTION

Dohyun Kwon

Meeting Room 15	07:30-08:30	Free Paper 41
MISCELLANEOUS		

THE OUTCOME OF PROVIDING BOTH RELIEF AND DEVELOPMENT IN TACKLING GLOBAL SURGICAL CRISIS ON BOARD THE MERCY SHIPS

Leo Cheng (UK)

FREE PAPER (ORAL) PRESENTATIONS

Sunday, June 11, 2023

CRANIOFACIAL RETRACTION AND THE EVOLUTIONARY POWER OF THE MANDIBLE

Alexandra Kunz (USA)

THE ROLE OF BONE MESENCHYMAL STEM CELLS IN THE PATHOGENESIS OF THE CHRONIC DIFFUSE SCLEROSING OSTEOMYELITIS OF MANDIBLE

Kuankuan Jia (China)

COMBINATION THERAPY OF TRIPLE-MUTATED ONCOLYTIC HSV-1 ARMED WITH SOLUBLE B7-1 AND ANTI-CTLA4 ANTIBODY SHOWS SYNERGISTIC ANTITUMOR EFFICACY FOR LYMPH NODE METASTASIS IN A TONGUE CANCER MODEL

Toshihiro Uchihashi (Japan)

Meeting Room 9

07:30-08:30

Free Paper 42

SURGICAL ONCOLOGY AND RECONSTRUCTION

FEASIBILITY AND FUNCTIONAL OUTCOME OF TRANSPOSITIONAL FLAP FOR RECONSTRUCTION OF MEDIUM SIZED ABLATIVE TONGUE DEFECTS

Praveen Kumar (India)

SERVICE EVALUATION OF RISK FACTORS, CLINICAL MANAGEMENT, AND OUTCOMES FOR OSTEORADIONECROSIS (ORN) PATIENTS

Janine Quek Zixuan (UK)

ALLOPLASTIC TOTAL JOINT RECONSTRUCTION IN PATIENTS WITH A HISTORY OF OSTEORADIONECROSIS AND FIBULA FREE FLAPS

Ricardo Lugo (USA)

TIMING OF ORAL FEEDING IN PATIENTS WHO HAVE UNDERGONE FREE FLAP RECONSTRUCTION FOR ORAL CANCER

Hongyun Wu (China)

A RETROSPECTIVE ANALYSIS OF THE SAFETY AND EFFICACY OF MCGILL DELAYED EXTUBATION PROTOCOL VS TRACHEOSTOMY AFTER MICROVASCULAR FREE TISSUE TRANSFER IN HEAD AND NECK SURGERY

Han Min Miao (Canada)

Meeting Room 11

07:30-08:30

Free Paper 43

ORTHOGNATHIC SURGERY

OPTIMIZING MAXIMAL INTERINCISAL OPENING WITH MAXILLO-MANDIBULAR COUNTERCLOCKWISE ROTATION DURING BILATERAL TMJ REPLACEMENT: ANATOMIC CONSIDERATIONS

Tulsi Roy (USA)

FIRST-HAND EXPERIENCES AND RESULTS WITH NEW ROBOT-ASSISTED LASER LEFORT-I OSTEOTOMIES IN ORTHOGNATHIC SURGERY

Marcel Ebeling (Germany)

SURGERY-FIRST APPROACH IN SKELETAL CLASS III MALOCCLUSION TREATED WITH OPEN BITE A COMPLEX CASE SOLVED IN A FEW MONTHS

Thiago Felipe Oliveira de Macedo (Brazil)

DIVERSITY ORTHOGNATHIC SURGERY IN CRANIOFACIAL MALFORMATIONS

Krzysztof Dowgierd (Poland)

CLINICAL STABILITY OF A BESPOKE SNOWMAN PLATE FOR FIXATION AFTER SAGITTAL SPLIT RAMUS OSTEOTOMY IN MANDIBLE

Byoungun Yang (Korea)

EFFECTS OF A NOVEL MINIMALLY INVASIVE SURGICAL AND MINISCREW-ASSISTED RAPID PALATAL EXPANSION (MISMARPE) PROTOCOL IN NASAL CAVITY AND UPPER AIRWAYS: A PROSPECTIVE COHORT STUDY

Rubens Bastos (Brazil)

FREE PAPER (ORAL) PRESENTATIONS

Sunday, June 11, 2023

Meeting Room 12

07:30-08:30

Free Paper 44

ORTHOGNATHIC SURGERY

DELIVERY OF ORTHOGNATHIC, TEMPOROMANDIBULAR JOINT AND RECONSTRUCTIVE SURGERY IN AN OFFICE SETTING

Brian Farrell (USA)

IS THERE A DIFFERENCE IN SURGICAL ACCURACY FOLLOWING BIMAXILLARY SURGERY BETWEEN CLEFT AND NON-CLEFT PATIENTS?

Dirk-Jan Visser (Netherlands)

OMAN EXPERIENCE OF ORTHOGNATHIC SURGERY COMPLICATION OF 14 YEARS

Ahmed Al Qattan (Oman)

POST-OPERATIVE SURGICAL SITE INFECTIONS IN ORTHOGNATHIC SURGERY: A SINGLE CENTER 2-YEAR EXPERIENCE

Vicky Yau (USA)

Meeting Room 13

07:30-08:30

Free Paper 45

ORTHOGNATHIC SURGERY

EVALUATION OF NASOPHARYNGEAL DIMENSIONS THROUGH COMPUTED TOMOGRAPHY AND MODIFIED ANTERIOR RHINOMANOMETRY IN PATIENTS WITH CLEFT LIP AND PALATE SUBMITTED TO ORTHOGNATHIC SURGERY

Maria Medeiros (Brazil)

COMBINED ORTHOGNATHIC SURGERY AND CONDYLECTOMY IN UNILATERAL ACTIVE CONDYLAR HYPERPLASIA

Shlomo Calderon (Israel)

DOES ANESTHESIA PROVIDER EXPERIENCE INFLUENCE ORTHOGNATHIC SURGERY OUTCOMES?

Mark Green (USA)

INNOVATIVE TECHNIQUE OF PRECISE IDENTIFICATION OF LINGULA IN BILATERAL SAGITTAL SPLIT OSTEOTOMY PROCEDURE

Hsin Yi Tsou (Taiwan)

POST-OPERATIVE NAUSEA AND VOMITING OUTCOMES AFTER IMPLEMENTATION OF AN ENHANCED RECOVERY AFTER SURGERY (ERAS) PROTOCOL FOR ORTHOGNATHIC SURGERY

Mark Green (USA)

Meeting Room 19

07:30-08:30

Free Paper 46

ORTHOGNATHIC SURGERY

PATTERNS OF OSSEOUS HEALING AND REMODELING AFTER INTRAORAL VERTICAL RAMUS OSTEOTOMY (IVRO) IN ORTHOGNATHIC SURGERY, A 200 RAMI STUDY.

Ali Alghamdi (Korea)

NON OBSTRUCTIVE SLEEP APNEA RELATED OUTCOMES AFTER A MAXILLOMANDIBULAR ADVANCEMENT: A SCOPING REVIEW

Joshua Yang (USA)

LABIO-MENTAL GRAFT TO FLATTEN A TOO DEEP FOLD AFTER ADVANCEMENT GENIOPLASTY: REVISION OF THE TECHNIQUE AFTER 5 YEARS OF CLINICAL OUTCOMES

Franco Carlino (Italy)

DO CLEAR ALIGNER APPLIANCES PROVIDE DIFFERENT ORTHOGNATHIC SURGICAL OUTCOMES?

Harshdeep Mangat (Canada)

FREE PAPER (ORAL) PRESENTATIONS

Sunday, June 11, 2023

5 YEARS OF MANDIBULAR BI-DIRECTIONAL DISTRACTION OSTEOGENESIS: A COMPREHENSIVE OVERVIEW OF THE RESULTS

Franco Carlino (Italy)

VIRTUAL SURGICAL PLANNING IN ORTHOGNATHIC SURGERY: ADAPTATION OF THE SYSTEM TO THE SINGLE CLINICAL CASE

Franco Carlino (Italy)

Meeting Room 8

08:30-10:00

Free Paper 47

DENTOALVEOLAR / IMPLANTOLOGY

FEASIBILITY OF UNDEMINERALIZED DENTIN MATRIX TO REPAIR DISTAL BONE DEFECTS IN A BEAGLE MODEL

Zi-yu Yan (China)

MORBIDITY OF ANTERIOR ILIAC CREST AND CALVARIAL BONE DONOR GRAFT SITES: A 5-YEAR RANDOMIZED CONTROLLED TRIAL

Dagmar Wortmann (Netherlands)

PROPHYLACTIC EXTRACTIONS OF THIRD MOLARS PRIOR TO RADIATION THERAPY INCREASE THE RISK OF OSTEORADIONECROSIS DEVELOPMENT

Junhyung Lee (Canada)

IMMEDIATE IMPLANT WITH IMMEDIATE LOAD IN AESTHETIC ZONE WILL RESULT IN EXCELLENT OUTCOME, A STEP BY STEP ILLUSTRATIVE PRESENTATION.

Abolfazl Ghorbani (Canada)

ELECTROMAGNETIC INTERNAL IMPLANTABLE DEVICE: A NEW APPROACH TO MINIMIZE THE ALVEOLAR BONE LOSS FOLLOWING TOOTH EXTRACTION

Mahdi Zakeri (Canada)

AN AUDIT OF POST-OPERATIVE COMPLICATIONS FOLLOWING ORAL SURGERY PROCEDURES OVER A 3-MONTH PERIOD AT THE EASTMAN DENTAL HOSPITAL, LONDON

Amy Gunaseelan (UK)

J BLOCK ILIAC CORTICOCANCELLOUS BONE GRAFTING FOR POSTTRAUMATIC PREMAXILLA – FROM TURBINE HANDPIECE TO PIEZO REGARDING OUR 11-YEAR EXPERIENCE IN SOUTHERN TAIWAN.

Edward Chengchuan Ko (Taiwan)

TECHNIQUES AND STRATEGIES FOR MANAGEMENT OF LATE COMPLICATIONS OF TRANS-MANDIBULAR IMPLANTS

Mariusz Wrzosek (USA)

Meeting Room 15

08:30-10:00

Free Paper 48

TRAUMA / INFECTION

10 YEARS OF TREATING MEDIAL CONDYLE FRACTURES

Alex Green (UK)

ANATOMICALLY PREFORMED OSTEOSYNTHESIS PLATES FOR THE MANAGEMENT OF ZYGOMATICOMAXILLARY COMPLEX FRACTURES: ANALYZING THE FITTING ACCURACY

Iva Raghoobar (Holland)

THE CHANGE IN AETIOLOGY OF FACIAL TRAUMA OVER THE LAST 5 YEARS IN ONE OF LONDON'S MAJOR TRAUMA CENTRES

Sarina Sanghera (UK)

ADVANTAGES OF PREFORMED VERSUS CONVENTIONAL PLATES USED FOR THE TREATMENT OF SKELETAL FRACTURES. A SYSTEMATIC REVIEW AND META-ANALYSIS

Iva Raghoobar (Holland)

FREE PAPER (ORAL) PRESENTATIONS

Sunday, June 11, 2023

INTERMAXILLARY FIXATION SCREWS - A DETAILED STUDY IN THEIR USE FOR MANDIBULAR FRACTURES

Ceindeg Arwel (UK)

DOG – MAN'S BEST FRIEND... OR WORST ENEMY? A 7-YEAR OMFS REVIEW OF DOG BITE INJURIES

Sieu Ming Ng (UK)

REVIEW OF SPORT RELATED MAXILLOFACIAL INJURIES

Niall Niall McLeod (UK)

CHANGING CHIN AESTHETICS: ADVANCEMENT, REDUCTION, IMPLANTS, GENIOPLASTIES, FILLERS, AND CONTOURING

Michael Morrisette (USA)

Meeting Room 11

08:30-10:00

Free Paper 49

SURGICAL ONCOLOGY AND RECONSTRUCTION

AMELOBLASTIC CARCINOMA; A CASE REPORT

Radif Ahmed (Bangladesh)

IS SURGERY OR RADIATION A MORE COST-EFFECTIVE TREATMENT OPTION FOR EARLY-STAGE ORAL SQUAMOUS CELL CARCINOMA?

Benjamin Palla (USA)

ARTERIAL VARIATIONS IN HEAD AND NECK: INTERESTS IN MAXILLOFACIAL SURGERY AND RECONSTRUCTION

Gaoussou Toure (France)

BIOPSIES IN THE DIAGNOSIS OF OSTEORADIONECROSIS OR CANCER RECURRENCE

Sabir Choudhury (UK)

MANAGEMENT APPROACH TO MANDIBULAR AMELOBLASTOMA IN A YOUNG BOY: AN EVIDENCE-BASED COMPARISON TO OTHER TREATMENT MODALITIES

Mohammed Badwelan (Canada)

COMPARISON OF CLINICAL AND PATHOLOGICAL STAGING IN ORAL CANCER

Hsun Chen (Taiwan)

RECURRENCE IN SURGICALLY TREATED PATIENTS WITH ORAL CAVITY SQUAMOUS CELL CARCINOMA: ANALYSIS OF SURGICAL MARGINS AND OTHER RISK FACTORS

Cristina Cardenas (Spain)

MANDIBULAR RESECTION AND RECONSTRUCTION WITH VASCULARIZED FREE FIBULA FLAP: COMPARISON BETWEEN INTRAORAL AND EXTRAORAL APPROACHES

Grace Paka Lubamba (China)

ANATOMICAL VARIANTS OF VASCULATURE FOR DEEP CIRCUMFLEX ILIAC ARTERY PEDICLE

Nima Moharamnejad (Turkey)

Meeting Room 12

08:30-10:00

Free Paper 50

MISCELLANEOUS

LONG TERM FOLLOW-UP (STABILITY) OF REGENERATIVE CONDYLECTOMY TREATING ACTIVE CONDILAR HYPERPLASIA

Luis Quevedo (Chile)

VIRTUAL PLANNING FOR ORTHOGNATHIC SURGERY USING CUTTING TEMPLATES FOR LEFORT I OSTEOTOMY AND CUSTOM TITANIUM PLATES

María Picco Díaz (Mexico)

FREE PAPER (ORAL) PRESENTATIONS

Sunday, June 11, 2023

MAXIMUM ADVANCEMENT GENIOPLASTY

Preston Fong (USA)

INTRAOPERATIVE CT SCAN IN ORTHOGNATHIC SURGERY: EXPERIENCE IN OUR CENTRE

Anna Maria Simón Flores (Spain)

SURGICAL GUIDES AND CUSTOMIZED PLATES IN MINIMALLY INVASIVE PROCEDURES FOR ORTHOGNATHIC SURGERY

José Molina Moguel (Mexico)

MODIFIED MAXILLARY "J" OSTEOTOMY IS APPLIED TO REMEDY ANGLE'S CLASS III SKELETON DEFORMITY

Wang Tao (China)

HOW DO ORTHOGNATHIC SURGICAL MOVEMENTS AFFECT THE POST-OPERATIVE POSTERIOR AIRWAY VOLUME AND MAXIMUM CONSTRICTION AREA?

Anthony Chen (USA)

3D APPLICATION IN MANDIBULAR RECONSTRUCTION BY FREE FIBULA FLAP: EXPERIENCE WITH 39 CASES

Nhung Nguyen (Vietnam)

EFFECTS OF INCREMENTAL MAXILLOMANDIBULAR ADVANCEMENT ON AIRWAY RESISTANCE: A CADAVERIC SIMULATION STUDY

Ethan McQueen (Canada)

Meeting Room 13

08:30-10:00

Free Paper 51

MISCELLANEOUS

INTERNAL MAXILLARY ARTERY EMBOLIZATION FOR THE PREVENTION OF HEMORRHAGE DURING TOTAL TMJ REPLACEMENT SURGERY

Sina Hashemi (Canada)

TEMPOROMANDIBULAR JOINT PROSTHESES COMPLICATIONS

Ghaly Adly Ghaly (UK)

MODIFIED CONDYLECTOMY IN TMJ OSTEOCHONDROMA: AN OPTION PRESERVING THE VERTICAL HEIGHT OF RAMUS/CONDYLE UNIT AND CORRECTION OF FACIAL DEFORMITY

Adnan Shah (Canada)

SYNOVIAL CHONDROMATOSIS OF TEMPOROMANDIBULAR JOINT- A CASE REPORT AND LITERATURE REVIEW

Wei-Chen Huang (Taiwan)

THE PERIMEATAL MODIFICATION OF INVISCISION: IN THE SEARCH OF THE IDEAL PREAURICULAR INCISION

Sonal Anchlia (India)

PSYCHOLOGICAL THERAPY AND TRAINING - A CONSERVATIVE AND EFFECTIVE MANAGEMENT PROTOCOL IN MANAGEMENT OF TEMPOROMANDIBULAR DISORDERS

Suresh Veeramani (India)

THE USE OF PORTAL INSERTION GUIDES IN LEVELS I AND II TMJ ARTHROSCOPY - A NEW CLINICAL PROPOSAL

Mateus Cavalcante (Brazil)

OBSTRUCTIVE SLEEP APNEA RESOLUTION IN HYPOPNEA-PREDOMINANT VERSUS APNEA-PREDOMINANT PATIENTS AFTER MAXILLOMANDIBULAR ADVANCEMENT

Jean-Pierre Ho (Netherlands)

SIMULTANEOUS INFRAORBITAL RIM AUGMENTATION USING CUSTOM-MADE PMMA IMPLANT WITH ORTHOGNATHIC SURGERY, A REPORT OF 42 CASES

Hsuan-Yu Chen (Taiwan)

FREE PAPER (ORAL) PRESENTATIONS

Sunday, June 11, 2023

Meeting Room 19

08:30-10:00

Free Paper 52

MISCELLANEOUS

THE ROLE OF ORAL MICROBIOME DYSBIOSIS IN ORAL SQUAMOUS CELL CARCINOMA

Eli Vazana (Israel)

UNLEASHING IMMUNOTHERAPY BY TARGETING CANCER STEM CELLS

Lingfei Jia (China)

THE EFFECT OF COMBINED SURGERY AND PHYSIOTHERAPY ON THE FACIAL ASYMMETRY IN PATIENTS WITH CONGENITAL MUSCULAR TORTICOLLIS: A RETROSPECTIVE COHORT STUDY

Gilles Claeys (Netherlands)

ANALYSIS OF FEEDING BEHAVIOR CHARACTERISTICS OF ALS MICE MODEL

Yoshihiro Kitaoka (Japan)

CORRELATION OF PROTEIN BIOMARKERS WITH CLINICOPATHOLOGICAL AND RADIOLOGICAL EXPRESSION IN ORAL CANCER

Amit Dhawan (India)

MEASURING "FIT" WITH A STANDARDIZED COMPARISON OF PROGRAM - APPLICANT ALIGNMENT OF VALUES (DUET) FOR PGME ADMISSIONS: PSYCHOMETRICS AND ACCEPTABILITY

Kelly Dore (Canada)

THE EFFECT OF DISE ON THE SUCCESS OF OSA TREATMENT USING MANDIBULAR PROTRUDING DEVICES

Tereza Lubojacká (Czech Republic)

Meeting Room 20

08:30-10:00

Free Paper 53

SURGICAL ONCOLOGY AND RECONSTRUCTION

THE QUANTITATIVE BONE DENSITY ASSESSMENT AFTER DREDGING METHODE FOR WIDE AMELOBLASTOMA IN YOUNGER PATIENTS

Indradewi Sutikno (Indonesia)

OSTEORADIONECROSIS: HOW DO WE DEAL WITH A STAGE III DISEASE

Alexandra Thompson (UK)

PREDICTION MODELS FOR PERSONALIZED TREATMENT OF HEAD AND NECK CANCER

Shay Sharon (Israel)

THE CLINICAL AND ANIMAL RESEARCH OF RECONSTRUCTION FOR TEMPOROMANDIBULAR JOINT DEFECTS AFTER ANKYLOSIS RESECTION USING MEDIAL FEMORAL CONDYLE

Yang He (China)

THE SENTINEL LYMPH NODE BIOPSY (SLNB)- OUR EXPERIENCES AT SUNDERLAND ROYAL HOSPITAL IN COMPARISON WITH THE SENT TRIAL DATA

Ajay Wilson (UK)

IMMEDIATE LONG SPAN NERVE ALLOGRAFT REDUCES CHRONIC POSTSURGICAL AND TRIGEMINAL NEUROPATHIC PAIN FOLLOWING MANDIBULAR RESECTION FOR BENIGN AND MALIGNANT DISEASE

John Zuniga (USA)

IS THE ADDITION OF THE SUBMENTAL ISLAND FLAP HELPFUL IN PALLIATIVE MANDIBULAR RESECTIONS?

Nicholas Callahan (USA)

THE LATEST PROGRESS AND CLINICAL PRACTICE ON JAW-IN-A-DAY

Fugui Zhang (China)

MODIFIED SUBMENTAL FLAP WITH IPSILATERAL DIGASTRIC AND MYLOHYOID MUSCLE COMPONENTS FOR TONGUE DEFECT RECONSTRUCTION: A TECHNIQUE TO ENHANCE FUNCTION AT THE RECIPIENT SITE

Oourania Schoinohoriti (Greece)

FREE PAPER (ORAL) PRESENTATIONS

Sunday, June 11, 2023

Meeting Room 3

08:30-10:00

Free Paper 54

SURGICAL ONCOLOGY AND RECONSTRUCTION

EFFECTS OF AROMATHERAPY ON PERIOPERATIVE SYMPTOMS OF ORAL CANCER PATIENTS

Xiaoqin Bi (China)

A LONGITUDINAL STUDY OF PERIOPERATIVE SYMPTOMS AND SYMPTOM GROUPS IN PATIENTS WITH ORAL CANCER

Xiaoqin Bi (China)

NANOPHOTONIC METHODS FOR HEAD AND NECK CANCER DETECTION

Shiran Sudri (Israel)

MICROVASCULAR FREE FLAPS AT BHARATPUR HOSPITAL, CHITWAN, NEPAL

Santosh Yadav (Nepal)

CASTAÑÓN'S TECHNIQUE. A GOOD ALTERNATIVE FOR RECONSTRUCTION OF LOWER LIP AFTER RESECTION OF CARCINOMA

Edgar Luque Acuña (Cuba)

COMPARISON OF LASER-SINTERED AND MILLED PATIENT-SPECIFIC RECONSTRUCTION PLATES REGARDING COMPLICATIONS AND OUTCOME IN MANDIBULAR DEFECTS

Marcel Ebeling (Germany)

IS HARDWARE COLONIZATION ASSOCIATED WITH LATENT HARDWARE COMPLICATIONS AND REMOVAL IN HEAD AND NECK FREE FLAP RECONSTRUCTION?

Cameron Lee (USA)

IN HOUSE SURGICAL DESIGN AND 3D PRINTING FOR HEAD AND NECK SURGERIES

Yoram Fleissig (Israel)

MICRO VASCULAR RECONSTRUCTION OF MAXILLA, 15 YEARS' EXPERIENCE OF DEPARTMENT FOR MAXILLOFACIAL & ORAL SURGERY UNIVERSITY MEDICAL CENTRE LJUBLJANA, SLOVENIA

Anpe Birk (Slovenia)

FREE PAPER (POSTER) PRESENTATIONS

Friday, June 9, 2023

10:00-10:30

Venue: East Exhibit Hall B, Convention Level (Exhibition Area)

Poster #

- 1 TITANIUM VS. ZIRCONIA DENTAL IMPLANTS
Soukaina Abidi (Morocco)
- 3 BICON-IMPLANTS IN COMPROMISED BONE SUPPORTING CHALLENGING PROSTHODONTICS
Paula Korn (Germany)
- 5 CLINICAL STUDY OF LEUKOCYTE-PLATELET-RICH FIBRIN (L-PRF) IN MANDIBULAR THIRD MOLAR EXTRACTION WITH DIFFERENT DIFFICULTY COEFFICIENTS
Hai Chun Hu
- 7 MANDIBULAR SEGMENTAL DEFECT RECONSTRUCTION WITH NON-VASCULARIZED BONE GRAFT AND IMPLANT SUPPORTED PROSTHESIS, A CASE SERIES
Haider Alalawy (Iraq)
- 9 ASSESSMENT AND MANAGEMENT OF MANDIBULAR THIRD MOLARS: THE DEVELOPMENT OF A STANDARDISED APPROACH FOR THE MAXILLOFACIAL TEAM
Harry Smith (UK)
- 11 HISTOMORPHOMETRIC EVALUATION BETWEEN TWO XENOGEN MATERIALS GRAFTED ON MAXILLARY SINUS
Thiago Felipe Oliveira de Macedo (Brazil)
- 13 PROPHYLACTIC SAGITTAL SPLIT OSTEOTOMY FOR LOWER THIRD MOLAR TOOTH REMOVAL DUE TO ANGLE MANDIBLE FRACTURE FOLLOWING CONVENTIONAL REMOVAL
Ravi Pancholi (UK)
- 15 PAPILLA MANAGEMENT IN THE ESTHETIC ZONE IN IMPLANTOLOGY
Hanae Bouzakhnin (Morocco)
- 17 A REVIEW OF RESULTS OF AUTOTRANSPLANTATION OVER 15 YEARS IN A HOSPITAL SETTING
Resham Pindoria (UK)
- 19 EVALUATION OF DECONTAMINATION IN TITANIUM DISC AND RE-OSSEOINTEGRATION IN RABBITS
Hyejin Kim (Korea)
- 29 CHARACTERISTICS OF UNINTENTIONAL FIREARM DEATHS, 2003 TO 2017
Yisi Ji (USA)
- 31 RADIOLOGICAL FINDINGS THAT SUGGEST THE PRESENCE OF LATENT MRONJ AT THE TIME OF TOOTH EXTRACTION
Ryo Kajihara (Japan)
- 33 ANALYSIS OF COMPLICATIONS AND OUTCOME OF ORBITAL FRACTURE REPAIR IN OMAN
Saleh Al Ghailani (Oman)
- 35 PATIENTS ON ANTITHROMBOTIC MEDICATION WITH MILD HEAD TRAUMA: HOSPITALISATION OR DISCHARGE AFTER A NORMAL INITIAL CCT-SCAN?
Marcel Ebeling (Germany)
- 37 EVALUATION OF DIFFERENT PATTERNS OF ZYGOMATICOOBITAL COMPLEX FRACTURES
Marcel Ebeling (Germany)
- 39 COMPLICATION AFTER ORBITAL FLOOR FRACTURE REPAIR WITH TITANIUM MESH: A CLINICAL CASE
Agnija Taluma (Latvia)

FREE PAPER (POSTER) PRESENTATIONS

Friday, June 9, 2023

10:00-10:30 Venue: East Exhibit Hall B, Convention Level (Exhibition Area)

Poster #

- 41 ARE WE ADEQUATELY ASSESSING AND RECORDING SAFEGUARDING CONCERNS FOR PAEDIATRIC PATIENTS SEEN IN THE ACCIDENT & EMERGENCY DEPARTMENT (A&E) OR ADMITTED BY ORAL & MAXILLOFACIAL SURGERY (OMFS)?
Sindhu Meda (UK)
- 43 RETROPERITONEAL HEMORRHAGE AS A RARE COMPLICATION OF ANTIBIOTIC THERAPY FOR ODONTOGENIC INFECTION AND WARFARIN THERAPY IN A PATIENT WITH CONGENITAL HEART DISEASE
Abolfazl Ghorbani (Canada)
- 45 CAN POST-TRAUMATIC SEQUELAE BE PREDICTED THROUGH LOCATION AND SEVERITY OF CRANIAL VAULT FRACTURES?
Simon Holmes (UK)
- 47 MANDIBULAR ACTINOMYCOTIC OSTEOMYELITIS CAUSING EXTENSIVE DESTRUCTION OF THE CORTICAL BONE: A CASE REPORT
Shigeo Tanaka (Japan)
- 49 GUIDED IMPLANT PROSTHETIC TREATMENT FOR EAR LOSS FROM TRAUMA
Gun Song (South Korea)
- 51 PAEDIATRIC ORBITAL FLOOR TRAPDOOR FRACTURE WITH ENTRAPMENT IN A FOUR-YEAR-OLD
Samuel Thambar (Australia)
- 53 MANAGEMENT OF MANDIBULAR OSTEOMYELITIS AFTER ORTHOGNATHIC SURGERY: A SPECIFIC CASE REPORT
Mateus Cavalcante (Brazil)
- 55 AN AUDIT TO INVESTIGATE DOCUMENTATION OF POST-OPERATIVE INSTRUCTIONS AND COMPLIANCE FOLLOWING MANDIBULAR FRACTURE(S)
Rehana Gul (UK)
- 64 FSTL1 AS A SURGICAL BIOMARKER OF ORAL SQUAMOUS CELL CARCINOMA
Hironobu Fukuda (Japan)
- 66 THERAPEUTIC EFFECTIVENESS OF DAILY AND WEEKLY ADMINISTRATION OF RHPH FOR MEDICATION-RELATED OSTEOECROSIS OF THE JAW
Jin-Woo Kim (Korea)
- 68 RHINOCEREBRAL MUCOMYCOSIS: A FUNGAL INFECTION ASSOCIATED WITH MAXILLARY OSTEOMYELITIS
Bianca Pulino (Brazil)
- 70 BILATERAL AND MULTIPLE NON-SYNDROMIC DENTIGEROUS CYSTS – ARE THEY THAT RARE?
David Szaraz (Czech Republic)
- 72 RISK FACTOR FOR ORAL CANCER AND ITS NEW INCREASE IN A SAMPLE FROM THE STATE OF PARANÁ-BRAZIL IN PATIENTS OVER 30 YEARS, ALCOHOL
Laurindo Moacir Sassi
- 74 ORAL LIPOMA DEVELOPED AFTER UNTREATED DENTAL INFECTION: CASE REPORT
Flavio De Alcantara Camejo (USA)
- 76 A SUTURE GRANULOMA MIMICKING A METASTATIC RECURRENCE, FOLLOWING A NECK DISSECTION FOR ORAL SQUAMOUS CELL CARCINOMA: A CASE REPORT
Amandeep Sarkaria (UK)

FREE PAPER (POSTER) PRESENTATIONS

Friday, June 9, 2023

10:00-10:30 Venue: East Exhibit Hall B, Convention Level (Exhibition Area)

Poster #

- 78 SURGICAL MANAGEMENT OF MAXILLARY ODONTOGENIC MYXOMA: CASE REPORT
Gunther Erdody (Venezuela)
- 80 ORAL POTENTIALLY MALIGNANT DISORDERS IN AN IRISH COHORT: PATIENT PROFILE AND OUTCOMES
Mervyn Huston (Ireland)
- 82 LEFT PAROTID GLAND SIALOLITH SPONTANEOUSLY EXPELLED CUTANEOUSLY THROUGH THE CHEEK
Leo Cheng (UK)
- 84 GLANDULAR ODONTOGENIC CYST: MOLECULAR ANALYSIS USING TARGETED NEXT-GENERATION SEQUENCING
Natasha Holder (Canada)
- 86 MONOSTOTIC PAGET DISEASE OF THE BONE: LITERATURE REVIEW AND CASE REPORT
Paola Favela Miller (Cuba)
- 88 THE SCANDINAVIAN ONJ COHORT STUDY, AN 8-YEAR RESEARCH COLLABORATION. FOCUS ON THE NORWEGIAN STUDY RESULTS
Bente Herlofson (Norway)
- 90 BATTLE OF THE BOTOX; TYPE A VERSUS TYPE B IN THE MANAGEMENT OF SIALORRHEA
Debi Dasgupta (UK)
- 92 CHRONIC ULCER. A DOUBLE MANIFESTATION OF MUCORMYCOSIS AND ASPERGILLOSIS IN IMMUNOSUPPRESSED HARVESTER: CASE REPORT
Omar Peña Ruiz (Mexico)
- 94 EXTENSIVE TOPHACEOUS PSEUDOGOUT OF THE TEMPOROMANDIBULAR JOINT, RECONSTRUCTED WITH CUSTOM ALLOPLASTIC TEMPOROMANDIBULAR JOINT AND MANDIBULAR SAGITTAL SPLIT OSTEOTOMY
Chad Sloan (USA)
- 98 EFFECT OF SMART DEVICES ON TEMPOROMANDIBULAR JOINT
Sameer Kaura (India)
- 100 THE STRUCTURE THAT CONNECT TMJ AND MIDDLE EAR: PETROTYPANIC FISSURE CORRELATION BETWEEN ANATOMY, FUNCTION AND AURAL SYMPTOMS. TMJ SURGERY
Caio Pazziani (Brazil)
- 102 EFFECT OF DIFFERENT DRUG THERAPIES IN THE MANAGEMENT OF PAIN ATTRIBUTED TO INTRACAPSULAR TEMPOROMANDIBULAR DISORDERS: A NETWORK META-ANALYSIS OF RANDOMIZED CONTROLLED TRIALS
Sam Psycharis (Canada)
- 104 FUNCTIONAL CONDYLECTOMY: NEW ORTHODONTIC APPROACH IN PATIENTS WITH CONDYLAR HYPERPLASIA
Piero Cascone (Italy)
- 106 A STUDY ON THE ROLE OF BIOFEEDBACK DEVICES IN THE TREATMENT OF THE BRUXISM
Jinhyuk Hwang (Korea)
- 108 A RETROSPECTIVE ANALYSIS STUDY OF TEMPOROMANDIBULAR JOINT ANKYLOSIS OF PEDIATRIC PATIENTS IN OMAN
Shohra Al weshahi (Oman)

FREE PAPER (POSTER) PRESENTATIONS

Friday, June 9, 2023

10:00-10:30 Venue: East Exhibit Hall B, Convention Level (Exhibition Area)

Poster #

- 110 CAN REMOTE LEARNING AND LOW FIDELITY SIMULATION TRAINERS IMPROVE CONFIDENCE AND FUNDAMENTAL SKILLS IN TMJ ARTHROSCOPY?
Sheridan Danquah (USA)
- 112 FAILURE TO LAUNCH! AN AUDIT DEMONSTRATING THE CAUSE OF FAILED IV SEDATION APPOINTMENTS
Sophia Signorini (UK)
- 114 CHANGES IN PREEXISTING TEMPOROMANDIBULAR JOINT CLICKING AFTER ORTHOGNATHIC SURGERY IN PATIENTS WITH MANDIBULAR PROGNATHISM
Pei-Jung Chen (Taiwan)
- 116 RARE OCCURRENCE OF ARTERIOVENOUS FISTULA FOLLOWING TEMPOROMANDIBULAR JOINT ARTHROSCOPY: CASE REPORT
Luciano Mauro Del Santo (Brazil)
- 118 HYALLURONIC ACID INFILTRATION IN THE LOWER COMPARTMENT OF THE TEMPOROMANDIBULAR JOINT: A SIMPLE AND REPRODUCIBLE TECHNICAL MODIFICATION
Luciano Mauro Del Santo (Brazil)
- 120 RETROSPECTIVE STUDY: EPIDEMIOLOGICAL PROFILE OF 100 CASES DIAGNOSED WITH TMD
Maite Bertotti (Brazil)
- 143 MANAGEMENT OF SKELETAL CLASS III PATIENT UNDERWENT FAILED FULL MOUTH PROSTHESES UTILIZING VIRTUAL SURGICAL PLANNING
Quang Dong (Vietnam)
- 145 SEGMENTED PATIENT SPECIFIC IMPLANT FOR ZYGOMA RECONSTRUCTION
Chintan Narad
- 147 COMPARATIVE ANALYSIS OF THREE FACIAL SCANNERS FOR CREATING DIGITAL TWINS, FOCUSING ON THE DIFFERENCE IN SCANNING METHOD
RanYeong Cho (Korea)
- 149 IN-HOUSE 3D PRINTED SPLINT FABRICATION FOR ORTHOGNATHIC SURGERY: ARE THESE INFERIOR TO INDUSTRY STANDARDS?
Shawn Zahavi (Canada)
- 151 5 YEAR EXPERIENCE IN CUSTOM CAD/CAM PEEK IMPLANTS FOR COMPLEX ORBITOCRANIAL RECONSTRUCTION
Cristina Cardenas (Spain)
- 153 EFFICACY OF QUANTITATIVE SPECT/ CT IN MEDICATION RELATED OSTEONECROSIS OF THE JAW
Michihide Kono (Japan)
- 155 EFFICACIOUS INSTRUMENT FOR BIOPSY TO INTRABONY LESION THAT APPLY IN-HOUSE MANUFACTURING PATIENT SPECIFIC INSTRUMENT
Naoki Ikehata (Japan)

FREE PAPER (POSTER) PRESENTATIONS

Friday, June 9, 2023

10:00-10:30 Venue: East Exhibit Hall B, Convention Level (Exhibition Area)

Poster #

- 157 CBCT IMAGE ACQUISITION X ORIENTATION IN VIRTUAL PLANNING: WHAT CHANGES IN HEAD POSITION?
Claudine Thereza-Bussolaro (Brazil)
- 159 PATIENT-SPECIFIC IMPLANT (PSI) FOR RESTORATION OF MAXILLOFACIAL BONE DEFECTS AND ASYMMETRY OF THE FACE
Ji Youn Maeng (Korea)
- 184 BUCCAL FAT PAD: SURGICAL USE IN THE CLOSURE OF POST EXTRACTION OROANTRAL FISTULA
Soukaina Abidi (Morocco)
- 186 COMPARATIVE STUDY IN ATROPHIC MANDIBLES BY FINITE ELEMENT ANALYSIS USING A LOW-PROFILE 3D GRID RECONSTRUCTIVE PLATE AND A 2.4 RECONSTRUCTION PLATE
Raphael Guerra (Brazil)
- 188 SEVERE ANGIOEDEMA SECONDARY TO KETOROLAC ADMINISTRATION: A CASE STUDY
Joel Rosenfeld (USA)
- 190 AN UNUSUAL & DELAYED PRESENTATION OF CEMENTO-OSSEUS DYSPLASIA
Jay-Krishan Pandya (UK)
- 192 CORRELATIONS OF PREOPERATIVE ANXIETY LEVEL WITH POSTOPERATIVE RECOVERING PATTERN IN PATIENTS UNDERGOING 3RD MOLAR EXTRACTION
Sung Ok Hong (Korea)
- 194 PREVENTION OF A PATHOLOGICAL MANDIBLE FRACTURE IN A MEDICALLY-COMPROMISED PATIENT WITH A LARGE ODONTOGENIC KERATOCYST
Tamay Mehmet (UK)
- 196 CLINICAL ANALYSIS OF SQUAMOUS CELL CARCINOMA OF THE BUCCAL MUCOSA
Hiroshi Nakamura (Japan)
- 198 A RARE CASE OF METASTATIC HEAD AND NECK BASAL CELL CARCINOMA
Manav Aggarwal (UK)
- 200 ARE WE ON THE RIGHT TRACH?: A PROSPECTIVE AUDIT LOOKING AT THE APPROPRIATENESS OF TRACHEOSTOMY REFERRALS AT KINGS COLLEGE HOSPITAL, LONDON
Mira Shah (UK)
- 202 PRESCRIPTION OPIOID MEDICATIONS: BEHAVIOUR, KNOWLEDGE, AND BELIEFS OF POTENTIAL RISKS AMONG YOUTH UNDERGOING ORAL SURGERY PROCEDURES
Sarah Lam (Canada)
- 204 AIRWAY TEAM CONCEPT
Stephen Ho (Canada)
- 206 OSTEORADIONECROSIS PROPHYLAXIS BY PENTOXIFYLLINE AND TOCOPHEROL PRIOR TO DENTAL EXTRACTIONS: A SYSTEMATIC REVIEW
Abdullah Alleft (UK)
- 208 AN AMENDED VERSION OF WHO SURGICAL CHECK LIST FOR EXODONTIA UNDER LOCAL ANAESTHESIA
Leo Cheng (UK)

FREE PAPER (POSTER) PRESENTATIONS

Friday, June 9, 2023

10:00-10:30 Venue: East Exhibit Hall B, Convention Level (Exhibition Area)

Poster #

- 210 ORAL ADMINISTRATION OF BIFIDOBACTERIUM BREVE PROMOTES ANTI-TUMOUR EFFICACY VIA INDUCING MACROPHAGE DIFFERENTIATION
Yuke Li (China)
- 212 BUILDING A STRONG FOUNDATION: A COURSE FOR DEVELOPING ESSENTIAL SKILLS AND KNOWLEDGE IN DENTAL CORE TRAINEES BEFORE JOINING AN ORAL AND MAXILLOFACIAL SURGICAL UNITS
Leo Cheng (UK)
- 214 ICD-11 CHRONIC POSTOPERATIVE AND POST-TRAUMATIC PAIN: A 1-YEAR RETROSPECTIVE STUDY OF AN ORAL MEDICINE PRACTICE
Jocelyn Vivas (USA)
- 216 ORAL MAXILLOFACIAL OBJECTIVE STRUCTURED ASSESSMENT OF TECHNICAL SKILLS EXAM
Victoria Driesman (USA)

15:00-15:30 Venue: East Exhibit Hall B, Convention Level (Exhibition Area)

Poster #

- 21 EFFECT OF OCTACALCIUM PHOSPHATE (OCP) ON BONE REGENERATION AND ANGIOGENESIS
Tsuyoshi Kurobane (Japan)
- 23 CONTROLLED AND SEQUENTIAL DELIVERY OF STROMAL DERIVED FACTOR-1A (SDF-1A) AND MAGNESIUM IONS FROM BIFUNCTIONAL HYDROGEL FOR BONE REGENERATION
Guiqing Liao
- 25 CLINICAL EVALUATION OF THE PERCEPTION OF POST-TRAUMA PARESTHESIA IN THE MANDIBLE, USING A BIOMIMETIC MATERIAL. PRELIMINARY STUDY IN HUMANS
Denis Zangrando (Brazil)
- 27 EFFECT OF GAMMA IRRADIATION ON THE OSTEOINDUCTIVITY OF DEMINERALIZED DENTIN MATRIX FOR ALLOGRAFTS: A PRELIMINARY STUDY
Hee min Lee (Korea)
- 56 CHIARI MALFORMATION AND ITS CORRELATION WITH OROFACIAL DISORDERS
Patricia Borba da Rocha (Brazil)
- 58 OPEN VERSUS CLOSED TREATMENT FOR MANDIBULAR CONDYLAR FRACTURE
Seunggon Jung (Korea)
- 60 HYPOPIGMENTATION OF THE UPPER CUTANEOUS LIP IN PATIENTS WITH HIGHER SKIN PHOTOTYPES FOLLOWING STEROID INJECTION INTO A POST-TRAUMATIC KELOID SCAR
Ravi Pancholi (UK)
- 62 A MULTIDISCIPLINARY TECHNIQUE FOR MANAGEMENT OF KELOIDS ON THE EAR
Elizabeth Gruber (UK)
- 95 RARE, RARER, RAREST
Ritvi Bagadia (India)

FREE PAPER (POSTER) PRESENTATIONS

Friday, June 9, 2023

15:00-15:30 Venue: East Exhibit Hall B, Convention Level (Exhibition Area)

Poster #

- 122 ANTI-THROMBOTICS AND SURGICAL DERMATOLOGY OF THE HEAD AND NECK: STOP OR DON'T STOP!
Ceindeg Arwel (UK)
- 124 RETROSPECTIVE STUDY OF CERVICAL LYMPH NODE METASTASIS ON ORAL CAVITY CANCER WITH SELECTIVE NECK DISSECTION
Hongju Park (Korea)
- 126 OUTCOMES OF PATIENTS WITH ORAL CAVITY SQUAMOUS CELL CARCINOMA UNDERGOING IMMUNOSUPPRESSIVE THERAPY
Adam Kara (UK)
- 128 ODONTOGENIC MYXOMA IMPLANT-PROSTHETIC REHABILITATION POST HEMIMAXILLECTOMY
Diego Valero (Argentina)
- 130 CARCINOMA CUNICULATUM, A RARE VARIANT OF ORAL SQUAMOUS CELL CARCINOMA. PRESENTATION OF 5 CLINICAL CASES AND REVIEW OF THE LITERATURE
Anna Maria Simón Flores (Spain)
- 132 OSTEORADIONECROSIS OF THE JAWS AND IMPLANT-PROSTHETIC REHABILITATION
Hanae Bouzakhnin (Morocco)
- 134 A QUANTITATIVE COMPARISON OF RESECTION MARGIN DISTANCES IN VIRTUAL SURGICAL PLANNING VERSUS HISTOPATHOLOGY: A PROSPECTIVE STUDY
Jingya Jane Pulino (HK)
- 136 THE POSTOPERATIVE QUALITY OF LIFE OF PATIENTS WITH OSCC: PSYCHOSOCIAL, NUTRITIONAL, AND ACTIVITY-SPECIFIC ASPECTS
Marcel Ebeling (Germany)
- 138 PRIMARY TUMORS OF TEMPOROMANDIBULAR JOINT
Luis Miguel Gonzalez-Perez (Spain)
- 140 OVERLAPPING BONE TECHNIQUE FOR MANDIBULAR BODY-SYMPHYSIS-BODY DEFECT RECONSTRUCTION WITH MICROVASCULAR FIBULA FLAP
Laurindo Moacir Sassi (Brazil)
- 142 MALIGNANT PERIPHERAL NERVE SHEATH TUMOUR: A CASE REPORT
Rehana Gul (UK)
- 161 MODIFIED LE FORT I OSTEOTOMY IN CLEIDOCRANIAL DYSOSTOSIS: CASE REPORT
Alipio Rocha Neto (Brazil)
- 163 WHAT IS THE ANGULAR ACCURACY OF REGIONAL VOXEL-BASED REGISTRATION FOR SEGMENTAL MAXILLARY LEFORT 1 OSTEOTOMY AND GENIOPLASTY?
Sebastian Graca (USA)
- 165 TREATMENT EXPERIENCE WITH MAXILLARY ANTERIOR SEGMENTAL DISTRACTION OSTEOGENESIS (MASDO) USING A SURGICAL GUIDE TO AVOID THE RISK OF TOOTH DAMAGE
Soju Seki (Japan)
- 167 THE BARCELONA LINE IS THE MOST PREFERRED FACIAL PROJECTION REFERENCE IN THE SOUTHERN CHINESE POPULATION
Matthias Chen (Singapore)

FREE PAPER (POSTER) PRESENTATIONS

Friday, June 9, 2023

15:00-15:30 Venue: East Exhibit Hall B, Convention Level (Exhibition Area)

Poster #

- 169 ORTHOGNATIC SURGERY (SARME) IN A TOTAL EDENTEOUS PATIENT : A CASE REPORT AND A REVIEW OF THE LITERATURE
Cyrille Ahoura Voisin (Belgium)
- 171 SILENT CHANGES IN SLEEP QUALITY AFTER MANDIBULAR SETBACK SURGERY IN PATIENTS WITH SKELETAL CLASS III MALOCCLUSION
Sung-Woon On (Korea)
- 173 CAMOUFLAGE IN MIDDLE AGE ADULT PATIENT WITH CROUZON'S SYNDROME- SURGICAL TREATMENT AND OUTCOME
M S Senthil Kumar (India)
- 175 RAPID MAXILLAR EXPANSION WITH PENN EXPANDER
Caio Pazziani
- 177 STABILITY OF PROPELLING LE FORT I OSTEOTOMY FOR CANTING CORRECTION
Dong-Min Lee (Korea)
- 179 A NEW ANTERIOR BONE OSTEOTOMY METHOD USING THE DIGITAL BESPOKE TECHNIQUE
Inyoung Park (Korea)
- 181 A COMPARATIVE STUDY OF MEASUREMENTS USING MANUAL AND ARTIFICIAL INTELLIGENCE FOR ANATOMICAL LANDMARKS IN THREE-DIMENSIONAL CONE-BEAM COMPUTED TOMOGRAPHY IMAGES
Hee ju Ahn (Korea)

FREE PAPER (POSTER) PRESENTATIONS

Saturday, June 10, 2023

10:00-10:30 Venue: East Exhibit Hall B, Convention Level (Exhibition Area)

Poster #

- 2 RISK FACTORS AND SIGNIFICANCE OF RESIDUAL DISEASE AFTER SURGICAL TREATMENT OF ODONTOGENIC SINUSITIS
Matthias Troeltzsch (Germany)
- 4 EFFECTIVENESS OF DIFFERENT SURFACE ROUGHNESS OF SANDBLASTED WITH LARGE-GRIT AND ACID-ETCHED IMPLANTS
Jun Hyung Jeon (Korea)
- 6 ANATOMICAL EVALUATION OF DIFFERENT DONOR SITES FOR ORAL SURGERY
Marcelo Monnazzi (Brazil)
- 8 THE INFLUENCE OF ELECTRICAL HIGH-SPEED ROTATION ON MANDIBULAR THIRD MOLAR SURGERIES. A PROSPECTIVE, RANDOMIZED, SPLIT-MOUTH CLINICAL AND RADIOGRAPHIC STUDY
Henrique Hadad (Brazil)
- 10 SURFACE HYDROPHILIC MODIFICATION OF DENTAL IMPLANT BY AMORPHOUS MG-CA COATING
Masahiko Terauchi (Japan)
- 12 ADVANTAGE OF ALVEOLAR RIDGE AUGMENTATION WITH BIOACTIVE SCREWS MADE OF COMPOSITES OF UNSINTERED HYDROXYAPATITE AND POLY-L-LACTIDE
Ken Nakagawa (Japan)
- 14 CAN SHORT IMPLANT BE A BETTER ALTERNATIVE FOR ELDERLY AND FRAIL PATIENTS
Hanae Bouzakhnin (Morocco)
- 16 IS THE SURGICAL GUIDE EFFICIENT IN THE ESTHETIC ZONE?
Hanae Bouzakhnin (Morocco)
- 18 DENOSUMAB RELATED OSTEONECROSIS OF THE MANDIBLE AFTER A SINGLE DOSE. A CASE REPORT
Konstantinos Papadimitriou (Greece)
- 20 A STUDY ON EVALUATION OF OSSEOINTEGRATION OF IMPLANT WITH PEO-TREATED SURFACE
Jaeseek You (Korea)
- 30 OPEN REDUCTION AND BESPOKE INTERNAL FIXATION USING CUSTOMIZED PLATE IN ORAL AND MAXILLOFACIAL FIELDS
RanYeong Cho (Korea)
- 32 SEMI-RIGID FIXATION USING A SLIDING PLATE FOR TREATING FRACTURES OF THE MANDIBULAR CONDYLAR PROCESS
Jungwook Kwon (Korea)
- 34 A 10-YEAR EXPERIENCE OF PATIENT SPECIFIC POLYETHERETHERKETONE IMPLANTS IN A MAXILLOFACIAL SURGERY UNIT
Stephen Ridley (UK)
- 36 PATIENTS WITH SEVERE ODONTOGENIC INFECTIONS REQUIRING INPATIENT CARE-CHANGES OVER TIME
Robert Heymann (Sweden)
- 38 STRENGTH COMPARISON BETWEEN TITANIUM AND BIOACTIVE RESORBABLE SCREW SYSTEMS FOR FIXATION OF MANDIBULAR CONDYLAR HEAD FRACTURE
Rei Hanai (Japan)

FREE PAPER (POSTER) PRESENTATIONS

Saturday, June 10, 2023

10:00-10:30 Venue: East Exhibit Hall B, Convention Level (Exhibition Area)

Poster #

- 40 OZONOTHERAPY AS AN ASSISTANT METHOD IN THE THERAPY OF DENTAL ABSCESSSES
Denis Zangrando (Brazil)
- 42 RIGID VERSUS NON-RIGID FIXATION FOR BILATERAL ANGLE OF MANDIBLE FRACTURES: A 10 YEAR PERSPECTIVE
Priyanka Raidoo (Australia)
- 44 A STUDY OF NOVEL RISK FACTORS FOR FACIAL NERVE INJURY IN RETROMANDIBULAR APPROACHES FOR MANDIBULAR CONDYLAR FRACTURES
Tomoya Nakamura (Japan)
- 46 RHINO-ORBITAL CEREBRAL MUCORMYCOSIS, AN OPPORTUNISTIC INFECTION IN PATIENTS AFFECTED BY SARS COV 2
Gunther Erdody (Venezuela)
- 48 TREATING CHRONIC OSTEOMYELITIS OF THE MANDIBLE THROUGH MANDIBULAR RECONSTRUCTION USING THE TRUMATCH RECONSTRUCTION SYSTEM: A CASE REPORT
Maya Oshima (Japan)
- 50 MAXILLOFACIAL TRAUMA CAUSED BY E-SCOOTERS- A RETROSPECTIVE REVIEW PRIOR TO THE EXTENSION OF THE UK TRIAL
Junaid Rashid (UK)
- 52 A RETROSPECTIVE REVIEW OF MANDIBLE FRACTURES TREATED WITH OPEN REDUCTION INTERNAL FIXATION FROM 2012-2020 AT MOUNT SINAI HOSPITAL IN TORONTO
Kimberly Hawrylyshyn (Canada)
- 54 ESKAPE PATHOGENS IN ORAL AND MAXILLOFACIAL INFECTIONS
Su-Wan Kim (Korea)
- 65 CARCINOSARCOMA DE NOVO OF THE PAROTID GLAND. REPORT OF AN UNUSUAL CASE.
Ali Abdolrahmani (Iran)
- 67 ATYPICAL PLASMA CELL PERIODONTITIS: A CASE REPORT CLINICAL CASE
Yasmine Hanine (Morocco)
- 69 A STUDY OF AUTOPSY CASES OF ORAL AND MAXILLOFACIAL MALIGNANT TUMOR
Ryuji Kaneko (Japan)
- 71 MANAGEMENT OF BLACK HAIRY TONGUE DURING THE COVID-19 PANDEMIC: A CASE REPORT
Abir Ahmed (UK)
- 73 CHARACTERIZING HUMAN PAPILLOMAVIRUS ASSOCIATED ORAL EPITHELIAL DYSPLASIA
Damir Rosic (Canada)
- 75 MALIGNANT TRANSFORMATION OF ORAL LICHEN PLANUS AND ORAL LICHENOID LESIONS: A SINGLE CENTRE, 11-YEAR REVIEW OF 1243 CASES
Kelsey Won (Canada)
- 77 RETROSPECTIVE REVIEW OF THE EFFECT OF PRIMARY DECOMPRESSION THERAPY FOR THE MANAGEMENT OF ODONTOGENIC KERATOCYSTS
Jeffrey Chadwick (Canada)

FREE PAPER (POSTER) PRESENTATIONS

Saturday, June 10, 2023

10:00-10:30 Venue: East Exhibit Hall B, Convention Level (Exhibition Area)

Poster #

- 79 THE ETERNAL RISK FACTOR FOR ORAL CANCER, THE SMOKING: 30 YEARS OF PREVENTIVE ACTIONS IN THE STATE OF PARANÁ-BRAZIL
Laurindo Moacir Sassi (Brazil)
- 81 ETV5 FACILITATES TUMOR PROGRESSION IN HEAD NECK SQUAMOUS CELL CARCINOMA
Hongbing Jiang (China)
- 83 PROGRESSION OF ORAL CANCER FROM ORAL LICHEN PLANUS – A TERTIARY HOSPITAL EXPERIENCE
Samuel Thambar (Australia)
- 85 SCLEROSING POLYCYSTIC ADENOMA IN THE HARD PALATE. A CASE REPORT OF A RARE ENTITY IN AN UNUSUAL LOCATION
Francisco Gálvez Prieto (Spain)
- 87 SURGICAL TREATMENT OF ODONTOGENIC KERATOCYSTS IN A PATIENT WITH GORLIN-GOLTZ SYNDROME: A CASE REPORT
Mateus Cavalcante (Brazil)
- 89 GREATER AURICULAR NERVE NEUROMAS POST SUPERFICIAL PAROTIDECTOMY: CASE REPORT
Ravi Pancholi (UK)
- 91 LANGERHANS CELL HISTIOCYTOSIS: A RARE DIAGNOSIS IN A PATIENT WITH CHRONIC PERIODONTITIS
Jaspreet Lagha (UK)
- 93 LIMITED MUCORMYCOSIS IN MAXILLARY SINUS: PRESENTATION OF A CLINICAL CASE
Juan Felipe Mancilla (Chile)
- 97 TMJ ANKYLOSIS : VARIOUS TREATMENT MODALITIES
Shadab Mohammad (India)
- 99 UPDATE ON BURNING MOUTH SYNDROME : DIAGNOSTIC AND THERAPEUTIC APPROACH
Soukaina Abidi (Morocco)
- 101 MANAGEMENT OF TRAUMATIC TEMPOROMANDIBULAR JOINT ANKYLOSIS: A TECHNICAL NOTE
Aaron He (Taiwan)
- 103 COMPARATIVE STUDY OF THE USE OF NITROUS OXIDE IN SPECIAL PATIENTS
Thiago Felipe Oliveira de Macedo (Brazil)
- 105 THE HOUNSFIELD UNIT AND MAXIMUM STANDARDIZED UPTAKE VALUE OF SPECT/CT IN TEMPOROMANDIBULAR JOINT OSTEOARTHRITIS PATIENTS
Yuha Jeong (Korea)
- 107 TDM, WHAT ARE WE MISSING IN OUR DAILY PRACTICE
Hanae Bouzakhnin (Morocco)
- 109 MITOCHONDRIA-TARGETED SUPRAMOLECULAR COORDINATION CONTAINER ENCAPSULATED WITH EXOGENOUS ITACONATE FOR SYNERGISTIC THERAPY OF TEMPOROMANDIBULAR JOINT INFLAMMATION
Xuzhuo Chen (China)
- 111 QUANTITATIVE EVALUATION OF MASSETER MUSCLE STIFFNESS IN PATIENTS WITH TEMPOROMANDIBULAR DISORDERS USING STRAIN ELASTOGRAPHY
Kohei Sakaguchi (Japan)

FREE PAPER (POSTER) PRESENTATIONS

Saturday, June 10, 2023

10:00-10:30 Venue: East Exhibit Hall B, Convention Level (Exhibition Area)

Poster #

- 113 INNOVATIVE TECHNIQUE OF ARTHROSCOPIC DISC REPOSITIONING FOR TREATING ANTERIOR DISC DISPLACEMENT IN TMD PATIENTS.
Luciano Mauro Del Santo (Brazil)
- 115 MALIGNANT HYPERTHERMIA IN MAXILLOFACIAL SURGERY: LITERATURE REVIEW SUPPORTED BY CASE PRESENTATION
Patricia Borba da Rocha (Brazil)
- 117 THE EFFECTIVENESS OF BOTULINUM TOXIN FOR TEMPOROMANDIBULAR JOINT DISORDERS
Ashana Gupta (UK)
- 119 EFFICACY, SAFETY AND TOLERABILITY OF BOTULINUM TOXIN VERSUS PERCUTANEOUS ELECTROLYSIS IN TREATMENT OF CHRONIC MASTICATORY MYALGIA
Luis Miguel Gonzalez-Perez (Spain)
- 144 AUTOMATIC AIRWAY SEGMENTATION VIA DEEP LEARNING BASED KEY POINT PREDICTION
Jihye Ryu (Korea)
- 146 NEW PERSPECTIVES FOR THE APPLICATION OF THE ROBOT-GUIDED LASER OSTEOTOMY TECHNIQUE
Bianca Pulino (Brazil)
- 148 A NOVEL 3D-PRINTED TITANIUM PROSTHESIS FOR FUNCTIONAL MANDIBULAR BODY RECONSTRUCTION
Gary Teoh (Singapore)
- 150 MAXILLOFACIAL PROSTHESIS IN THE DIGITAL AGE
Hanae Bouzakhnin (Morocco)
- 152 ROBOTIC ASSISTANCE FOR SKULL BASE BIOPSY: A FEASIBILITY STUDY IN PHANTOM AND CADAVER
Jian-Hua Zhu (China)
- 154 EVALUATION OF THE IMPACTED MAXILLARY THIRD MOLARS' ROOT USING A DENTAL CONE-BEAM CT IN A JAPANESE POPULATION AND COMPARISON WITH PANORAMIC RADIOGRAPHS
Atsushi Ogawa (Japan)
- 156 DEEP LEARNING TECHNIQUE FOR AUTOMATIC MANDIBULAR FRACTURE DETECTION
Fadekemi Oginni (Nigeria)
- 158 HUMAN MANDIBULAR DENSITOMETRIC VALUES IN NIGERIAN MAJOR ETHNIC GROUPS
Fadekemi Oginni (Nigeria)
- 183 GOLD NANOPARTICLES ENHANCE EGFR INHIBITION AND IRRADIATION EFFECTS IN HEAD AND NECK SQUAMOUS CARCINOMA CELLS
Yasumasa Kakei (Japan)
- 185 KNOWLEDGE, ATTITUDE AND PRACTICE - A SURVEY AMONG PHYSICIANS, DENTISTS, AND MEDICAL STUDENTS ON OSCC PATIENTS
Marcel Ebeling (Germany)
- 187 CHARACTERISTICS OF A PATIENT WITH OSCC. WE THINK WE KNOW, BUT WHAT DO WE REALLY KNOW?
Marcel Ebeling (Germany)

FREE PAPER (POSTER) PRESENTATIONS

Saturday, June 10, 2023

10:00-10:30 Venue: East Exhibit Hall B, Convention Level (Exhibition Area)

Poster #

- 189 CLEIDOCRANIAL DYSOSTOSIS : A CASE REPORT
Soukaina Abidi (Morocco)
- 191 IMPROVING THE EFFICIENCY OF OMFS WARD ROUND DOCUMENTATION: A QUALITY IMPROVEMENT PROJECT
Sabir Choudhury (UK)
- 193 LANGERHANS CELL HISTIOCYTOSIS OF THE MANDIBLE: A CASE REPORT
Marianne Soots (Estonia)
- 195 IMPACT OF EMICIZUMAB ON POST-EXTRACTION BLEEDING IN HAEMOPHILIA A WITH INHIBITORS: A CASE REPORT
Miki Zaizen (Japan)
- 197 THE INCIDENCE OF POSTOPERATIVE BLEEDING AFTER TOOTH EXTRACTION IN PATIENTS TAKING DIRECT ORAL ANTICOAGULANTS (DOAC)
Min-Ji Kim (Korea)
- 199 RARE CASE OF DIFFUSE-SCLEROSING OSTEOMYELITIS OF THE MANDIBLE IN A PREGNANT PATIENT FOLLOWING DENTAL EXTRACTION
Tamay Mehmet (UK)
- 201 NAVIGATING THE NEW REALITY: A CHARACTERISATION OF A DOMESTIC VIOLENCE TRAINING PROGRAM- BEFORE AND AFTER THE COVID - 19 PANDEMIC - A SYSTEMATIC REVIEW
Simon Holmes (UK)
- 203 DEVELOPMENT OF A NOVEL PROGNOSTIC SIGNATURE DERIVED FROM SUPER-ENHANCER-ASSOCIATED-GENE IN HEAD NECK SQUAMOUS CELL CARCINOMA
Hongbing Jiang (China)
- 205 FREQUENT UPDATE OF OUR COURSE MANUAL 'DENTIST ON THE WARD' FOR DENTAL CORE TRAINEES IN ORAL AND MAXILLOFACIAL SURGERY
Leo Cheng (UK)
- 207 EAGLE'S SYNDROME - A SURGICAL TECHNIQUE
Leo Cheng (UK)
- 209 COVID AND MAXILLARY NECROSIS - AN UNUSUAL CASE REPORT
Claudine Thereza-Bussolaro
- 211 TRACHEOSTOMY STATISTICS FOR A LONDON DISTRICT GENERAL HOSPITAL OVER 10 YEARS
Leo Cheng (UK)
- 213 MATERIALS USED FOR CONSTRUCTION OF A CUSTOMISED DECOMPRESSION STENT USING 3D PRINTING FOR EXTENSIVE ODONTOGENIC CYSTS
Leo Cheng (UK)
- 215 A SUSTAINABLE APPROACH TO CLINICAL DECISION-MAKING IN ORAL & MAXILLOFACIAL SURGERY
Adam Kara (UK)

FREE PAPER (POSTER) PRESENTATIONS

Saturday, June 10, 2023

15:00-15:30 Venue: East Exhibit Hall B, Convention Level (Exhibition Area)

Poster #

- 22 EFFECT OF OXYGEN PLASMA ETCHING ON OSTEOGENESIS OF PCL SCAFFOLD
Jaeseek You (Korea)
- 24 3D-BIOPRINTED GELMA NERVE GUIDANCE CONDUITS PROMOTE PERIPHERAL NERVE REGENERATION BY INDUCING TRANS-DIFFERENTIATION OF MSCS INTO SCLCS VIA PIEZO1/ YAP1 AXIS
Yujie Liang
- 26 DISTRACTION OSTEOGENESIS OF MANDIBULAR FREE ILIAC CREST BONE GRAFT
Jaime Andres Jimenez (Colombia)
- 28 THE USE OF GELATIN SPONGE PROVIDES MICROENVIRONMENTS SUITABLE FOR VASCULAR NICHE FORMATION BY BONE MARROW-DERIVED CELLS NECESSARY FOR HETEROGENEOUS TISSUE REGENERATION IN DEEP WOUNDS WITH PERIOSTEAL DEFECTS
Yuuki Shirai (Japan)
- 57 POSTERIOR CRANIAL VAULT DISTRACTION OSTEOGENESIS IN NON SYNDROMIC BICORONAL CRANIOSYNOSTOSIS A CASE REPORT
Rene Ravelo (Mexico)
- 59 AN UNUSUAL FOREHEAD SWELLING – CASE REPORT
Shivanjali Pandya (UK)
- 61 OBSTRUCTIVE SLEEP APNEA RISK AND SUBJECTIVE SLEEP-RELATED QUALITY OF LIFE AFTER ORTHOGNATHIC SURGERY
Dave Au (Canada)
- 63 COGNITIVE AND MOTOR IMPROVEMENTS AFTER RECONSTRUCTION OF LARGE SKULL DEFECTS USING PATIENT SPECIFIC IMPLANTS
Thomas Zegers (Netherlands)
- 96 KERATOCYST ASSOCIATED WITH INCLUDED TEETH
Laurindo Moacir Sassi (Brazil)
- 121 RECONSTRUCTION OF MAXILLA & MIDFACE DEFECT USING FIBULAR FREE FLAP
Dohyun Kwon (Korea)
- 123 SYSTEMATIC OPEN-MOUTH TRAINING AFTER ORAL CANCER SURGERY CAN EFFECTIVELY IMPROVE PATIENTS' FUNCTIONAL RECOVERY AND QUALITY OF LIFE
Can Lu (China)
- 125 ASSOCIATION BETWEEN LYMPH NODE RATIO AND SURVIVAL OUTCOMES IN PATIENTS WITH ORAL SQUAMOUS CELL CARCINOMA
Kazuya Haraguchi (Japan)
- 127 END-OF-LIFE OUTCOMES IN ORAL CAVITY CANCER PATIENTS RECEIVING PALLIATIVE CARE— A THREE-YEAR RETROSPECTIVE REVIEW
Adam Kara (UK)
- 129 THE APPLICATION OF FREE POSTEROMEDIAL THIGH FLAP FOR TONGUE DEFECT FUNCTIONAL RECONSTRUCTION
Kun Fu (China)

FREE PAPER (POSTER) PRESENTATIONS

Saturday, June 10, 2023

15:00-15:30 Venue: East Exhibit Hall B, Convention Level (Exhibition Area)

Poster #

- 131 VOLUMINOUS CHONDROMYXOID FIBROMA OF THE MANDIBLE : A CASE REPORT, OUR TREATMENT STRATEGY, AND A REVIEW OF THE LITERATURE
Cyrille Ahoura Voisin (Belgium)
- 133 DEPTH OF INVASION CUTOFF FOR RECOMMENDING ELECTIVE NECK DISSECTION IN ORAL SQUAMOUS CELL CARCINOMA
Hans Shih (Canada)
- 135 SUBMENTAL FLAP FOR RECONSTRUCTION OF ORAL AND MAXILLOFACIAL DEFECTS : EVALUATION OF SUBMENTAL VESSELS BY COLOR DOPPLER ULTRASONOGRAPHY
Takafumi Satomi (Japan)
- 137 KERATOACANTHOMA-LIKE SQUAMOUS CELL CARCINOMA IN A 14-YEAR OLD BOY: A CASE REPORT
Oksana Ivask (Estonia)
- 139 MANDIBULAR METASTASES: A RETROSPECTIVE STUDY
Luis Miguel Gonzalez-Perez (Spain)
- 141 SCREEN STUDY OF TARGET GENES FOR IMMUNOTHERAPY IN ORAL SQUAMOUS CELL CARCINOMA PATIENTS BASED ON THE MRNA EXPRESSION MICROARRAY DATA
Uk Kyu Kim (Korea)
- 160 EFFECTS OF ORTHOGNATHIC SURGERY WITH MAXILLARY IMPACTION PLUS SEPTOPLASTY AND TOTAL TURBINECTOMY ON BREATHING
Patricia Borba da Rocha (Brazil)
- 162 ORTHOGNATHIC SURGERY IN ACROMEGALIC FACE DEFORMITIES: REPORT OF TWO CASES
Patricia Borba da Rocha (Brazil)
- 164 EVALUATION OF MANDIBULAR POSITION AFTER BILATERAL SAGITTAL SPLIT OSTEOTOMY IN SURGERY-FIRST APPROACH PATIENTS
Hee-Kyun Oh (Korea)
- 166 MANDIBULAR BODY OSTEOTOMY FOR CORRECTION OF MANDIBULAR PROGNATHISM: REPORT OF 6 CASES
Yoshiyuki Mori (Japan)
- 168 BILATERAL TOTAL TM JOINT REPLACEMENT COMBINED WITH ORTHOGNATHIC SURGERY FOR RECURRENT TM JOINT ANKYLOSIS AND ASSOCIATED DEFORMITY CORRECTION. A TWO-STAGE APPROACH
Chintan Narad (India)
- 170 A RARE CASE OF BIRD FACE DEFORMITY AND MODERN MANAGEMENT PERSPECTIVE UTILISING THE INVERTED L OSTEOTOMY AND CUSTOM IMPLANTS
Anwer Abdullakutty (UK)
- 172 THE MODIFICATIONS OF MULTI-SEGMENT LE FORT IOSTEOTOMY: KANG'S S.A.W. TECHNIQUE
Hyesung Bae (Korea)
- 174 SURGERY FIRST AND 3D PLANNED APPROACH IN SEGMENTAL OSTEOTOMY TO NARROW THE MAXILLA
Priyanka Adatia (UK)

FREE PAPER (POSTER) PRESENTATIONS

Saturday, June 10, 2023

- 176 A PREVIOUSLY UNREPORTED POTENTIAL COMPLICATION FOLLOWING BILATERAL SAGITTAL SPLIT MANDIBULAR OSTEOTOMY (BSSO) – 'THE POST-OPERATIVE BUCCAL PLATE FRACTURE' – A CAUTIONARY TALE
Naimul Islam (UK)
- 178 POSTOPERATIVE STABILITY OF BIORESORBABLE PLATE MADE OF 85:15 POLY (L-LACTIDE-CO-GLYCOLIDE) IN LE FORT I OSTEOTOMY
Nobuyoshi Tomomatsu (Japan)
- 180 FACIAL TRANSFORMATION BY ORTHOGNATHIC AND TMJ PROSTHESIS
Marcelo Monnazzi (Brazil)
- 182 THREE-DIMENSIONAL QUANTITATIVE CHANGES OF CONDYLE IN PATIENTS WITH SKELETAL CLASS III MALOCCLUSION AFTER BIMAXILLARY ORTHOGNATHIC SURGERY WITH 5-YEAR FOLLOW-UP
Jie Cheng (China)



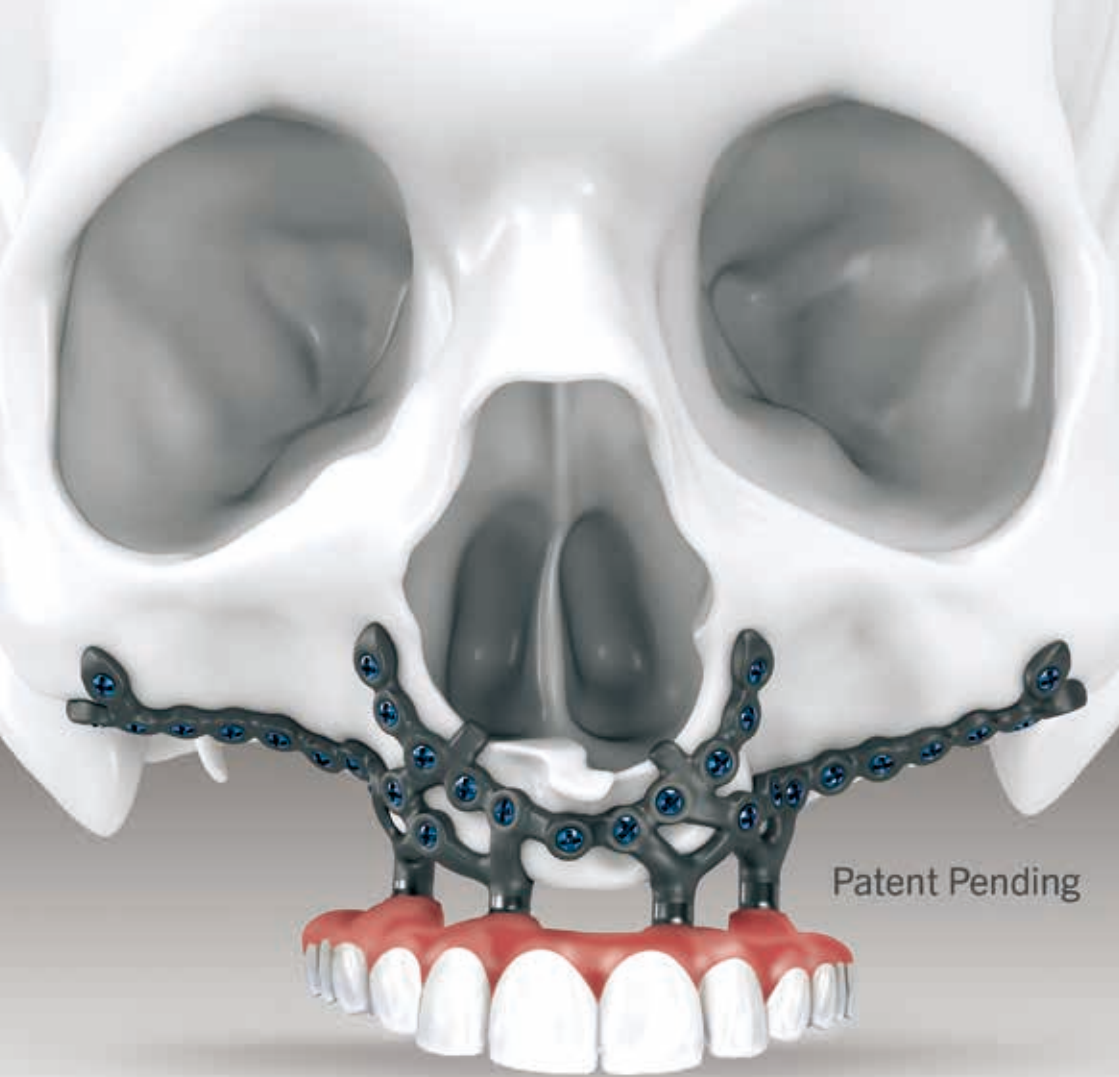
26th International Conference on Oral and Maxillofacial Surgery

MAY 22-25, 2025



ORGANIZED BY





Patent Pending

IPS[®] Preprosthetic
remotely fixated restoration

KLS martin
GROUP

klsmartinnorthamerica.com